

SPECTRUM[®]


Language Arts

K



Focused Practice for
Language Arts Mastery

- Parts of speech
- Grammar and usage
- Capitalization and punctuation
- Writer's guide
- Answer key



SPECTRUM[®]

Language Arts

Kindergarten

Published by Spectrum[®]
an imprint of Carson-Dellosa Publishing LLC
Greensboro, NC

Spectrum®
An imprint of Carson-Dellosa Publishing LLC
P.O. Box 35665
Greensboro, NC 27425 USA

© 2015 Carson-Dellosa Publishing LLC. Except as permitted under the United States Copyright Act, no part of this publication may be reproduced, stored, or distributed in any form or by any means (mechanically, electronically, recording, etc.) without the prior written consent of Carson-Dellosa Publishing LLC. Spectrum® is an imprint of Carson-Dellosa Publishing LLC.

Printed in the USA • All rights reserved.

ISBN 978-1-4838-1204-5

01-227147811

Chapter 1 Alphabet Review

ABC Chart 5
 Lesson 1.1 ABC Order 6
 Lesson 1.2 Capital and Lowercase Letters 8
 Lesson 1.3 Letter Recognition 12
 Review: Alphabet 16

Chapter 2 Grammar

Parts of Speech

Lesson 2.1 Common Nouns 18
 Lesson 2.2 Proper Nouns 22
 Review: Common and Proper Nouns 26
 Lesson 2.3 Verbs 28
 Lesson 2.4 Prepositions. 30
 Lesson 2.5 Pronouns 32
 Review: Verbs, Prepositions, and Pronouns 34

Sentences

Lesson 2.6 Sentences 36
 Lesson 2.7 Statements 40
 Lesson 2.8 Questions 42
 Review: Sentences. 44

Chapter 3 Mechanics

Capitalization

Lesson 3.1 Capitalizing the First Word in a Sentence 46
 Lesson 3.2 Capitalizing the Pronoun I 48
 Lesson 3.3 Capitalizing Names 50
 Review: Capitalization. 52

Punctuation

Lesson 3.4 Periods 54
 Lesson 3.5 Question Marks 56
 Review: Periods and Question Marks 58

Letter Sounds

Lesson 3.6 Beginning Consonant Sounds 60
 Lesson 3.7 Ending Consonant Sounds 64
 Review: Consonant Sounds 68
 Lesson 3.8 Short Vowel Sounds 70
 Review: Vowel Sounds 74

Table of Contents, continued

Chapter 4 Usage

Lesson 4.1 Plurals with s	76
Lesson 4.2 Prefixes	78
Lesson 4.3 Suffixes	80
Lesson 4.4 Rhyming Words	82
Review: Plurals, Prefixes, Suffixes, and Rhyming Words	86
Lesson 4.5 Order Words	88
Lesson 4.6 Sequencing	90
Review: Order Words and Sequencing	92
Lesson 4.7 Antonyms	94
Lesson 4.8 Category Words	96
Review: Antonyms and Category Words	98

Chapter 5 Writer's Guide

Lesson 5.1 Telling What You Know	100
Lesson 5.2 Using Telling Words to Describe	101
Lesson 5.3 Proofreading	102
Lesson 5.4 Revising	103
Lesson 5.5 Writing a Friendly Letter	104

Answer Key	106
-----------------------------	------------

Chapter 1 Alphabet Review
ABC Chart

Aa Bb Cc Dd

Ee Ff Gg Hh

Ii Jj Kk Ll Mm

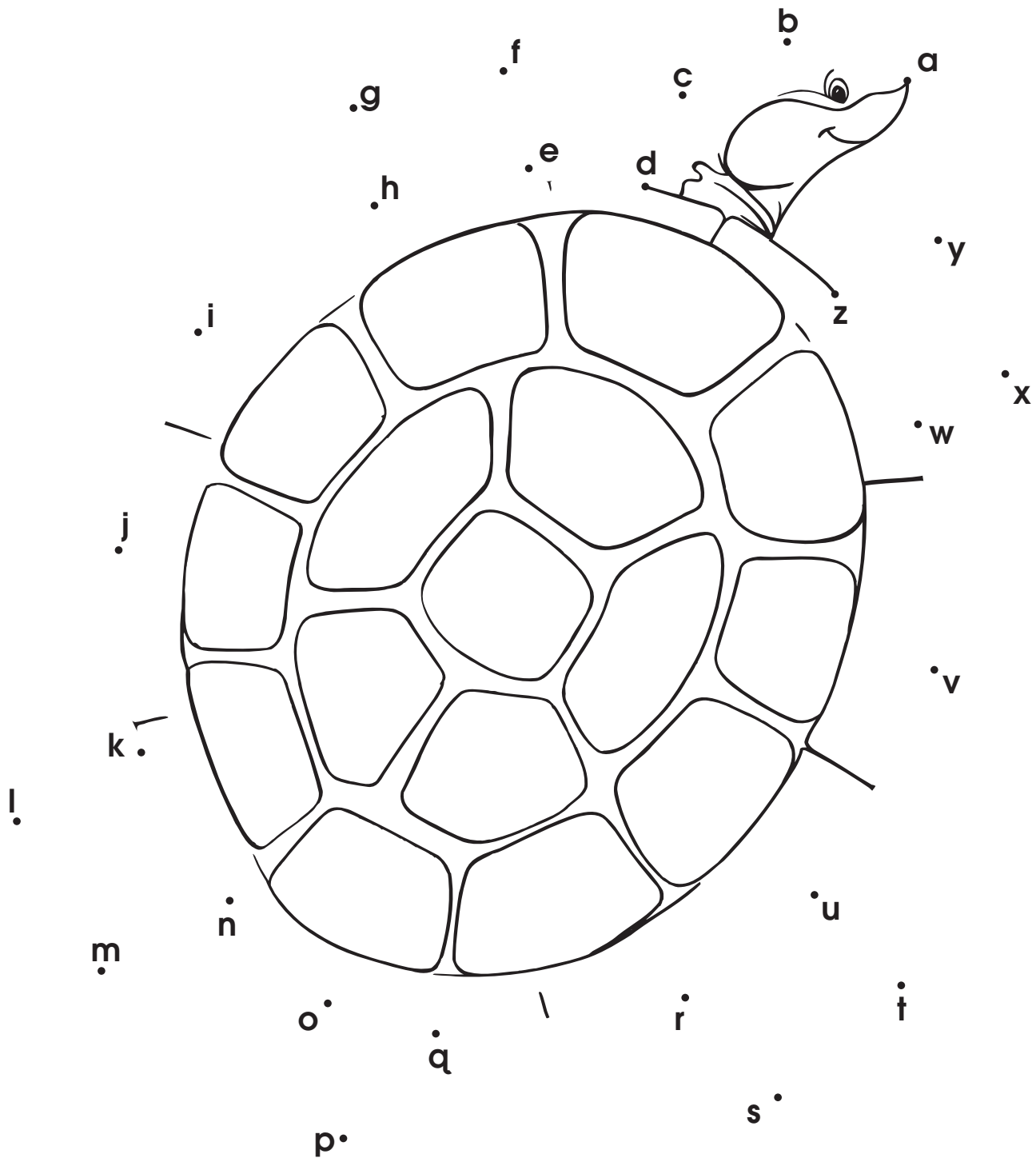
Nn Oo Pp Qq

Rr Ss Tt Uu Vv

Ww Xx Yy Zz

Lesson 1.1 ABC Order


Follow the letters in ABC order.



NAME _____

Lesson 1.1 ABC Order

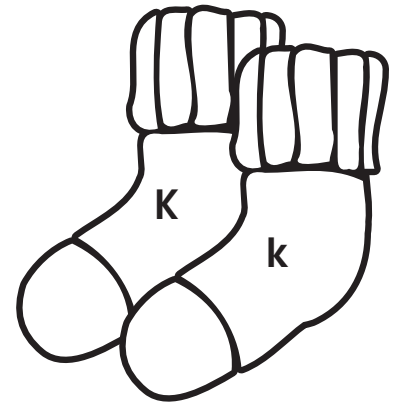
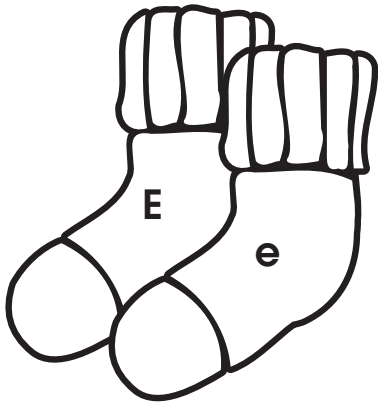
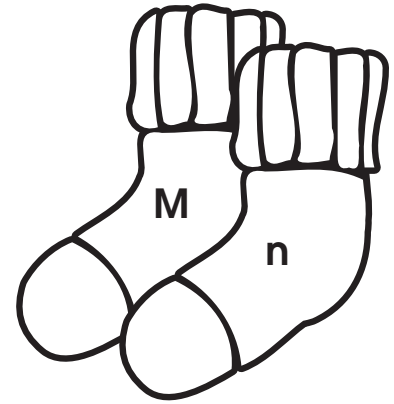
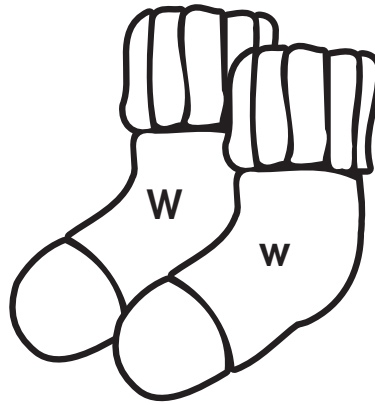
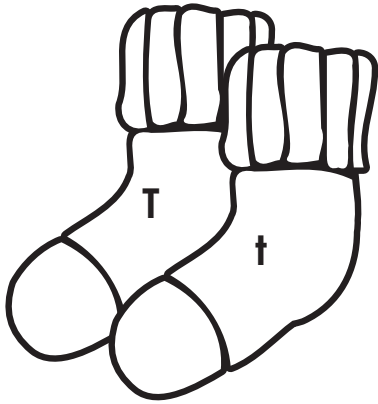
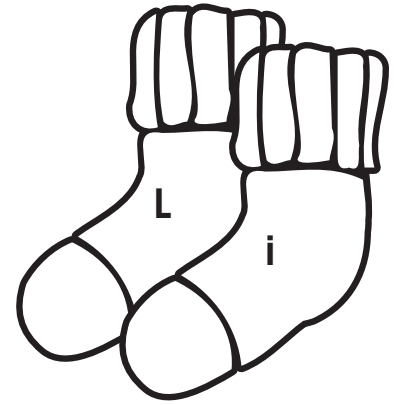
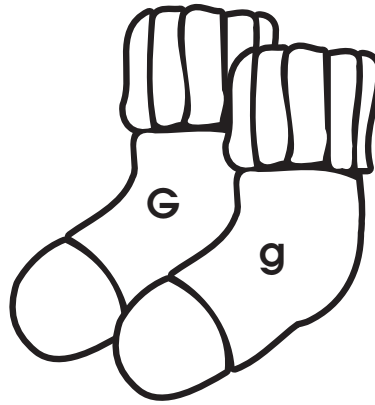
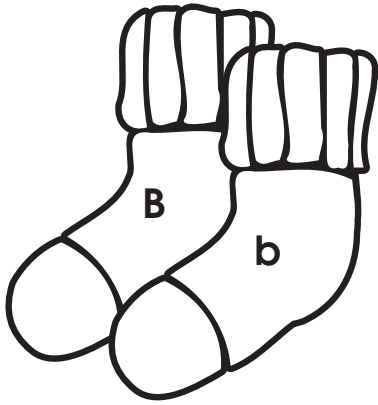
Help the dog find his house. Follow the letters in ABC order.



Lesson 1.2 Capital and Lowercase Letters

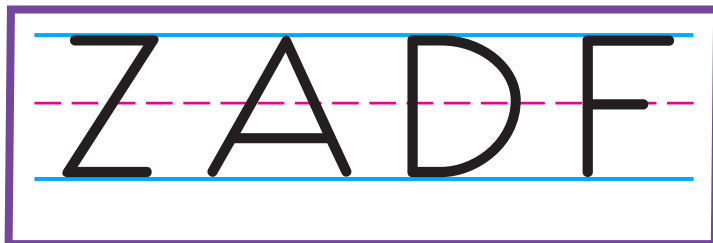
Color in each pair of socks that shows a capital and lowercase pair.

Examples: Vv Hh



Lesson 1.2 Capital and Lowercase Letters

Write the missing capital letter in each pair. Use the letters in the box.



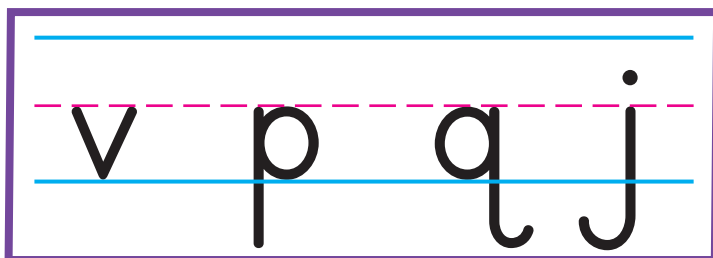
a

z

d

f

Write the missing lowercase letter in each pair. Use the letters in the box.



Spectrum Language Arts
Kindergarten



Chapter 1 Lesson 2
Alphabet Review

Lesson 1.2 Capital and Lowercase Letters

Draw a line to match each capital and lowercase letter.

U

h

O

i

N

u

R

y

H

n

Y


s

S

r

I

o




Lesson 1.2 Capital and Lowercase Letters

Circle the capital letters in the picture. Cross out the lowercase letters.




Lesson 1.3 Letter Recognition

Name each picture. Circle the letter it starts with. Write the letter on the line.



a

m




p

b




u

c



d

h



e

g



s

f





g

s






Lesson 1.3 Letter Recognition

Draw a line from each word to the letter it starts with.

**igloo****m****nose****k****kid****l****hand****i****lamp****j****moon****n****jam****h**

Lesson 1.3 Letter Recognition

Name each picture. Circle the words in each row that start with the same letter as the picture.

**on****bug****ox****fox****pie****pan****bee****duck****jam****gum****quilt****goat****rake****pig****ring****nest****zoo****snake****sit****egg****tiger****hill****lamp****tree**

Lesson 1.3 Letter Recognition

Say each picture name. Find the missing letter in the box. Write it on the line.

u v w x y z

_____ mbrella 

_____ ase 

_____ ing 

fo _____ 

_____ o-yo 

_____ ebra 