

SPECTRUM[®]

GRADE


1

Language Arts



Focused Practice for Language Arts Mastery

- Parts of speech
- Grammar and usage
- Capitalization and punctuation
- Writer's guide
- Answer key



SPECTRUM[®]

Language Arts

Grade 1

Published by Spectrum[®]
an imprint of Carson-Dellosa Publishing LLC
Greensboro, NC

Spectrum®
An imprint of Carson-Dellosa Publishing LLC
P.O. Box 35665
Greensboro, NC 27425 USA

© 2015 Carson-Dellosa Publishing LLC. Except as permitted under the United States Copyright Act, no part of this publication may be reproduced, stored, or distributed in any form or by any means (mechanically, electronically, recording, etc.) without the prior written consent of Carson-Dellosa Publishing LLC. Spectrum® is an imprint of Carson-Dellosa Publishing LLC.

Printed in the USA • All rights reserved.

ISBN 978-1-4838-1205-2

01-227147811

Chapter 1 Grammar

Parts of Speech

Lesson 1.1 Common and Proper Nouns 5
 Lesson 1.2 Verbs 8
 Review 10
 Lesson 1.3 Pronouns 12
 Lesson 1.4 Adjectives 14
 Lesson 1.5 Prepositions 16

Sentences

Lesson 1.6 Sentences 20
 Lesson 1.7 Statements 22
 Lesson 1.8 Questions 24
 Lesson 1.9 Exclamations 26
 Lesson 1.10 Combining Sentences 28
 Review 30

Chapter 2 Mechanics

Capitalization

Lesson 2.1 Capitalizing the First Word in a Sentence 32
 Lesson 2.2 Capitalizing the Pronoun **I** 34
 Review 36
 Lesson 2.3 Capitalizing Names 38
 Lesson 2.4 Capitalizing Place Names 40
 Lesson 2.5 Capitalizing Day and Months 42
 Review 44

Punctuation

Lesson 2.6 Periods 46
 Lesson 2.7 Question Marks 48
 Lesson 2.8 Exclamation Points 50
 Review 52
 Lesson 2.9 Commas with Dates 54
 Lesson 2.10 Commas with Cities and States 56
 Lesson 2.11 Apostrophes with Possessives 58
 Review 60

Table of Contents, continued

Chapter 3 Usage

Lesson 3.1 Subject-Verb Agreement	62
Lesson 3.2 Irregular Verbs: Am, Is, Are	64
Lesson 3.3 Past-Tense Verbs: Was, Were	66
Lesson 3.4 Past-Tense: Add ed	68
Review	70
Lesson 3.5 Contractions with Not	72
Lesson 3.6 Plurals with s	74
Lesson 3.7 Irregular Plural Nouns	76
Lesson 3.8 Prefixes and Suffixes	78
Review	80
Lesson 3.9 Pronouns I and Me	82
Lesson 3.10 Comparative Adjectives	84
Review	86
Lesson 3.11 Synonyms	88
Lesson 3.12 Antonyms	90
Lesson 3.13 Homophones	92
Lesson 3.14 Multiple-Meaning Words	94
Review	96

Chapter 4 Writer's Guide

Lesson 4.1 Planning	98
Lesson 4.2 Writing	99
Lesson 4.3 Revising	100
Lesson 4.4 Proofreading	101
Lesson 4.5 Publishing	102
Lesson 4.6 Writing a Friendly Letter	103

Answer Key	104
-----------------------------	------------

Chapter 1 Grammar

Lesson 1.1 Common and Proper Nouns

A **common noun** names a person, place, or thing.

girl (person) School (place) pen (thing)

A **proper noun** names a special person, place, or thing. A proper noun starts with a capital letter.

Dego goes to **D**avis **E**lementary.

Abbey has a dog named **M**ilo.

When will you move to **T**exas?



Complete It

Finish each sentence below. Use a common noun from the box.


buddy **park** **ball** **bench**

1. Today, Leo and I went to the _____.

2. He is my _____.

3. We played catch with my _____.

4. We sat on a _____ to drink our juice.



Tip

The words **a**, **an** and **the** can help you find nouns.

a swing

an orange

the moon

Lesson 1.1 Common and Proper Nouns


Identify It


Look at each word in the box. If it is a proper noun, write it under **Proper Nouns**. If it is a common noun, write it under **Common Nouns**.

man	teacher	book	Long's Toy Store
Ben	New York	Anna	farm

Proper Nouns

Common Nouns



Lesson 1.1 Common and Proper Nouns**Sam****Miles****Amina****Rewrite It**

Rewrite each sentence. Use a capital letter for each proper noun.

1. jess will go to dalton library today.

2. mrs. ling works at green valley hospital.

3. ted made a left turn on main street.

Try It

Make a list of three proper nouns from your life. You can use names of people you know. You can use places you visit. Make sure to start each one with a capital letter.

Lesson 1.2 Verbs

Verbs are action words. They tell what happens in a sentence.

Jamal **drops** the ball. Mia **laughs** at the joke. Tim **sets** the table.

Identify It

Underline the verb in each sentence.



1. Imani and Kate jump rope.
2. Imani counts.
3. Kate trips on the rope.
4. Imani helps her friend.

Try It

Write another sentence about Imani and Kate. Underline the verb you use.

Lesson 1.2 Verbs**Rewrite It**

Rewrite each sentence. Change each underlined verb to a new verb. Choose from the verbs in the box.

trims**sings****draws****bikes****walks****swims****reads**

1. Nico skates every Friday.

2. Ava runs home from school.

3. Tess dances in her room.

4. Jon climbs the trees in his yard.



Review

A **common noun** names a person, place, or thing.

baby

park

library

car

Review

A **proper noun** names a special person, place, or thing. It starts with a capital letter.

Danny

Lena

Florida

Baxter Hospital

A **verb** can be an action word. It tells what happens in a sentence.

eat

swim

clap

paint

Putting It Together

Read the sentences. Look at each underlined word. Write **CN** for **common noun** or **PN** for **proper noun**.

1. _____ Erik likes to play baseball.



2. _____ He moved here from Ohio.



3. _____ His brother plays, too.

4. _____ Ty gave Erik his old mitt.




5. _____ They will go to a game at Blick Stadium.

Review

Circle the verb that completes each sentence.

1. Zack and Nora (dropped, gave) Aunt Kerry a treat.
2. They (lost, baked) muffins.
3. Zack (ate, drew) her a picture.
4. Nora (picked, threw) a bunch of flowers.
5. Aunt Kerry (sat, hugged) Zack and Nora.
6. They (rode, hopped) their bikes home.



Lesson 1.3 Pronouns

A **pronoun** is a word that can take the place of a noun.


Ella paints a picture.

She paints a picture.

Omar and I like to draw.

We like to draw.

The words **I, me, you, he, she, him, her, it, we, us, they,** and **them** are pronouns.



Match It

Draw a line to match each word or words on the left with a pronoun on the right.

Ann

he

the crayon

they

Ben

it

Mom and Dad

she

Try It

Write one sentence using a noun. Then, rewrite it using a pronoun.

Lesson 1.3 Pronouns

Complete It

Read the story. Fill in each blank. Use the pronouns in the box. Make sure to start each sentence with a capital.

my	I	them	they
he	me	she	it



I love to make art. _____ hang up all my paintings in my room. Mom painted one wall with special paint.

_____ said I can draw right on the wall!

_____ little brothers like it, too. _____ draw

while I am at school. Mom said I should let _____. Jake

drew a dinosaur for _____. I think _____ is

pretty cool. _____ wants to be an artist, too!

Lesson 1.4 Adjectives

An **adjective** is a word that describes a noun. It tells more about a noun. Adjectives can answer the question **What kind?**


the **yellow** duck the **hard** rock the **shiny** penny

Identify It

Circle the adjective in each sentence. Make a line under the noun it tells about.

Example: Samir has brown eyes.

1. Jada picked the pink roses.
2. A tiny bee buzzed around the garden.
3. Meg planted the green sprouts.
4. She wiped off her dirty hands.
5. Lex looked up at the tall sunflower.
6. What a hot day!



Tip

More than one adjective can tell about a noun.

three pink pigs the **shiny, red** berries the **soft, cozy** blanket

Lesson 1.4 Adjectives

Solve It

Circle the adjectives from the box in the word search.

red	old	spicy	green
hot	smooth	nice	sad

q	r	e	d	z	b	b
o	d	s	a	d	j	h
l	n	w	h	l	t	o
d	i	s	s	q	e	t
c	c	g	r	e	e	n
r	e	y	u	m	a	f
s	m	o	o	t	h	n
x	k	s	p	i	c	y

