

SPECTRUM[®]


Phonics

K



Focused Practice for Phonics Mastery

- Letter recognition
- Consonants
- Short vowel sounds
- ABC order
- Answer key



SPECTRUM[®]

Phonics

Kindergarten

Spectrum[®]

An imprint of Carson-Dellosa Publishing LLC
Greensboro, North Carolina

Spectrum®
An imprint of Carson-Dellosa Publishing LLC
P.O. Box 35665
Greensboro, NC 27425 USA

© 2015 Carson-Dellosa Publishing LLC. Except as permitted under the United States Copyright Act, no part of this publication may be reproduced, stored, or distributed in any form or by any means (mechanically, electronically, recording, etc.) without the prior written consent of Carson-Dellosa Publishing LLC. Spectrum® is an imprint of Carson-Dellosa Publishing LLC.

Printed in the USA • All rights reserved.

ISBN 978-1-4838-1181-9

01-227147811

Table of Contents

Index of Skills	5
Tracing and Coloring	6
Left to Right	8
Same	9
Different	10
Letter Aa	11
The Sound of Short a	12
Letter Bb	14
The Sound of b	15
Letter Cc	17
The Sound of c	18
Letter Dd	20
The Sound of d	21
Letter Ee	23
The Sound of Short e	24
Vowel Review: Short a and Short e	26
Letter Ff	27
The Sound of f	28
Consonant Review: B, C, D, F	30
Letter Gg	31
The Sound of g	32
Letter Hh	34
The Sound of h	35
Letter Ii	37
The Sound of Short i	38
Letter Jj	40
The Sound of j	41
Letter Kk	43
The Sound of k	44
Consonant Review: G, H, J, K	46
Letter Ll	47
The Sound of l	48
Letter Mm	50
The Sound of m	51
Letter Nn	53
The Sound of n	54
Letter Oo	56
The Sound of Short o	57

Vowel Review: Short i and Short o	59
Letter Pp	60
The Sound of p	61
Consonant Review: L, M, N, P	63
Letter Qq	64
The Sound of qu	65
Letter Rr	67
The Sound of r	68
Letter Ss	70
The Sound of s	71
Letter Tt	73
The Sound of t	74
Consonant Review: Qu, R, S, T	76
Letter Uu	77
The Sound of Short u	78
Vowel Review: Short u	80
Letter Vv	81
The Sound of v	82
Letter Ww	84
The Sound of w	85
Letter Xx	87
The Sound of x	88
Letter Yy	90
The Sound of y	91
Letter Zz	93
The Sound of z	94
Consonant Review: V, W, X, Y, Z	96
Consonant Check-Up	97
Vowel Check-Up	99
Matching Letters	100
Recognizing Letters	102
Beginning Sounds	104
Ending Sounds	106
Short Vowels	108
Review: ABC Order	109
Letters and Their Sounds	111
Practice Pages	113
Answer Key	115

Index of Skills

Phonics Grade K

Numerals indicate the exercise pages on which these skills appear.

Auditory Skills

Associate sounds with letters—12, 13, 15, 16, 18, 19, 21, 22, 24, 25, 26, 28, 29, 30, 32, 33, 35, 36, 38, 39, 41, 42, 44, 45, 46, 48, 49, 51, 52, 54, 55, 57, 58, 59, 61, 62, 63, 65, 66, 68, 69, 71, 72, 74, 75, 76, 78, 79, 80, 82, 83, 85, 86, 88, 89, 91, 92, 94, 95, 96, 97, 98, 99, 104, 105, 106, 107, 108

Discriminate initial sounds—12, 15, 16, 18, 19, 21, 22, 24, 26, 28, 29, 30, 32, 33, 35, 36, 38, 41, 42, 44, 45, 46, 48, 49, 51, 52, 54, 55, 57, 59, 61, 62, 63, 65, 66, 68, 69, 71, 72, 74, 75, 76, 78, 80, 82, 83, 85, 86, 91, 92, 94, 95, 96, 97, 98, 99, 104, 105

Discriminate final sounds—88, 89, 96, 106, 107

Discriminate medial vowel sounds—13, 25, 26, 39, 58, 59, 79, 80, 108

Following directions—all activities

Recognize rhyming words—13, 25, 39, 58, 79

Visual Skills

Discriminate letters—11, 14, 17, 20, 23, 27, 31, 34, 37, 40, 43, 46, 47, 50, 53, 56, 60, 63, 64, 67, 70, 73, 76, 77, 81, 84, 87, 90, 93, 96, 100, 101, 102, 103, 108, 109

Discriminate pictures—9, 10

Motor Skills

Coordinate eye-hand movements—6, 7, 8, 30, 46, 63, 76, 96

Trace and/or write letters—12, 15, 16, 18, 19, 21, 22, 24, 28, 29, 32, 33, 35, 36, 38, 41, 42, 44, 45, 48, 49, 51, 52, 54, 55, 57, 61, 62, 65, 66, 68, 69, 71, 72, 74, 75, 78, 80, 82, 83, 85, 86, 88, 88, 91, 92, 94, 95, 97, 98, 109, 110

Oral Language and Vocabulary Skills

Identify objects—12, 13, 15, 16, 18, 19, 21, 22, 24, 25, 26, 28, 29, 30, 32, 33, 35, 36, 38, 39, 41, 42, 44, 45, 46, 48, 49, 51, 52, 54, 55, 57, 58, 59, 61, 62, 63, 65, 66, 68, 69, 71, 72, 74, 75, 76, 78, 79, 80, 82, 83, 85, 86, 88, 89, 91, 92, 94, 95, 96, 97, 98, 99, 104, 105, 106, 107, 108

Letters and Sounds

a—11, 12, 13, 26, 99, 101, 108, 109, 110

b—14, 15, 16, 30, 97, 98, 100, 104, 109, 110

c—17, 18, 19, 30, 101, 103, 109, 110

d—20, 21, 22, 30, 98, 101, 109, 110

e—23, 24, 25, 26, 99, 108, 109, 110

f—27, 28, 29, 30, 101, 102, 104, 109, 110

g—31, 32, 33, 46, 98, 100, 106, 109, 110

h—34, 35, 36, 46, 104, 109, 110

i—37, 38, 39, 59, 99, 102, 108, 109, 110

j—40, 41, 42, 46, 97, 100, 102, 109, 110

k—43, 44, 45, 46, 97, 101, 103, 107, 109, 110

l—47, 48, 49, 63, 106, 109, 110

m—50, 51, 52, 63, 100, 102, 109, 110

n—53, 54, 55, 63, 105, 109, 110

o—56, 57, 58, 59, 99, 102, 108, 109, 110

p—60, 61, 62, 63, 98, 102, 107, 109, 110

q—64, 65, 66, 76, 97, 101, 105, 109, 110

r—69, 70, 71, 76, 97, 98, 100, 104, 106, 109, 110

s—70, 71, 72, 76, 97, 98, 101, 102, 107, 109, 110

t—73, 74, 75, 76, 97, 98, 100, 103, 107, 109, 110

u—77, 78, 79, 80, 99, 103, 108, 109, 110

v—81, 82, 83, 96, 97, 103, 106, 109, 110

w—84, 85, 86, 96, 100, 103, 105, 109, 110

x—87, 88, 89, 96, 109, 110

y—90, 91, 92, 96, 98, 103, 109, 110

z—93, 94, 95, 96, 97, 105, 109, 110

Short Vowels

a—12, 13, 26, 99, 108

e—24, 25, 26, 99, 108

i—38, 39, 59, 99, 108


o—57, 58, 59, 99, 108

u—78, 79, 80, 99, 108

Name _____

Tracing and Coloring


Directions: Trace the dotted lines to finish the picture. Then, color the picture.



Name _____

Tracing and Coloring

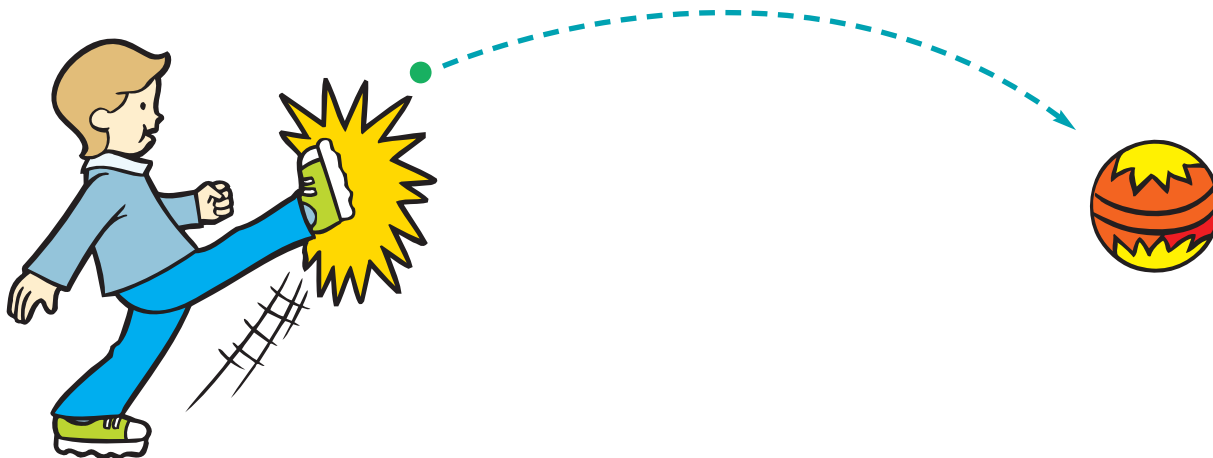


Directions: Trace the dotted lines to finish the picture. Then, color the picture.



Name _____

Left to Right



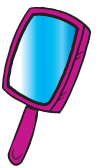

















Directions: Trace each dotted line from left to right.



Name _____

Same

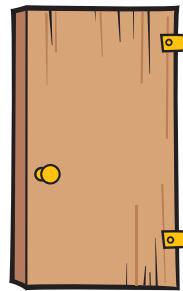
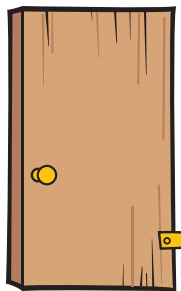
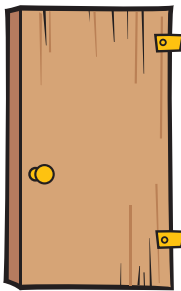
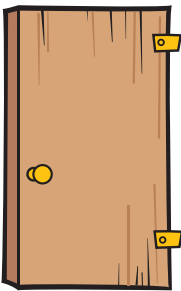




Directions: Circle the two pictures in each row that are the same.

Name _____

Different

Directions: Draw an **X** through the picture that is different in each row.



Name _____

Letter Aa

Directions: Circle the letters that are the same in each row.


Aa




A A H A V

a e a o a


Directions: Circle the letter **a** in each word.



ant



apple




hat


Name _____

The Sound of Short a






Directions: Trace and write the letters **A** and **a**.



apple



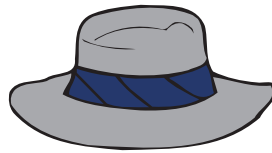
Directions: Say the name of each picture. Circle each picture whose name begins with the same sound you hear at the beginning of **apple**.



Name _____






The Sound of Short a


Aa





hat

Directions: Say the name of each picture. Circle each picture whose name has the same middle sound you hear in the middle of **hat**.



Directions: Circle the picture whose name rhymes with .



Name _____

Letter Bb

Directions: Circle the letters that are the same in each row.

Bb



B

L

B

M

B

b

b

f


b

t

Directions: Circle the letter **b** in each word.



bib



banana



web

Name _____

The Sound of b

Directions: Trace and write the letters **B** and **b**.



bee

B

b

Directions: Say the name of each picture. Circle each picture whose name begins with the same sound you hear at the beginning of **bee**.

