

SPECTRUM[®]

GRADE


3

Word Study and Phonics



Focused Practice for Reading Independence

- Base word endings
- Prefixes and suffixes
- Synonyms and antonyms
- Figures of speech
- Dictionary skills
- Answer key



SPECTRUM[®]

Word Study and Phonics

Grade 3

Spectrum[®]

An imprint of Carson-Dellosa Publishing LLC
Greensboro, North Carolina



Spectrum®
An imprint of Carson-Dellosa Publishing LLC
P.O. Box 35665
Greensboro, NC 27425 USA

© 2015 Carson-Dellosa Publishing LLC. Except as permitted under the United States Copyright Act, no part of this publication may be reproduced, stored, or distributed in any form or by any means (mechanically, electronically, recording, etc.) without the prior written consent of Carson-Dellosa Publishing LLC. Spectrum® is an imprint of Carson-Dellosa Publishing LLC.

Printed in the USA • All rights reserved. ISBN 978-1-4838-1184-0

01-227147811





Table of Contents Grade 3

Chapter 1 Phonics

Lesson 1.1 Beginning Consonants	6
Lesson 1.2 Ending Consonants	8
Lesson 1.3 Hard and Soft c and g	10
Review: Beginning and Ending Consonants	14
Review: Hard and Soft c and g	15
Lesson 1.4 Beginning Two-Letter Blends with s	16
Lesson 1.5 Beginning Two-Letter Blends with l	18
Lesson 1.6 Beginning Two-Letter Blends with r	20
Review: Two-Letter Blends	22
Lesson 1.7 Beginning Three-Letter Blends	24
Lesson 1.8 Ending Blends	26
Lesson 1.9 More Ending Blends	28
Review: Three-Letter Blends and Ending Blends	30
Lesson 1.10 Beginning Digraphs	32
Lesson 1.11 More Beginning Digraphs	34
Lesson 1.12 Ending Digraphs	36
Lesson 1.13 More Ending Digraphs	38
Lesson 1.14 Silent Consonants	40
Lesson 1.15 More Silent Consonants	42
Review: Digraphs and Silent Consonants	44
Lesson 1.16 Short Vowels	46
Lesson 1.17 Long Vowel Sounds	52
Review: Short and Long Vowel Sounds	58
Lesson 1.18 Vowel Sounds (ai, ay, ei)	60
Lesson 1.19 Vowel Sounds (ee, ea, ie)	62
Lesson 1.20 Vowel Sounds (ind, ild, igh)	64





Table of Contents, continued

Lesson 1.21 Vowel Sounds (oa, ow, old, ost)	66
Review: Vowel Sounds	68
Lesson 1.22 Vowel Sounds (oo, ew)	70
Lesson 1.23 Vowel Sounds (au, aw)	72
Lesson 1.24 Vowel Sounds (oi, oy)	74
Lesson 1.25 Vowel Sounds (ou, ow)	76
Review: More Vowel Sounds	78
Lesson 1.26 The Sounds of y	80
Lesson 1.27 R -Controlled Vowels (er, ir, ur)	82
Lesson 1.28 R -Controlled Vowels (ar, or)	84
Review: The Sounds of y and r -Controlled Vowels	86

Chapter 2 Word Structure

Lesson 2.1 Base Words and Endings (-ed, -ing)	88
Lesson 2.2 Base Word Endings (-s, -es)	90
Lesson 2.3 Comparative Endings (-er, -est)	92
Review: Base Words and Endings	94
Lesson 2.4 Plurals	96
Lesson 2.5 Irregular Plurals	98
Lesson 2.6 Possessives	100
Review: Plurals and Possessives	104
Lesson 2.7 Compound Words	106
Lesson 2.8 Contractions	108
Review: Compound Words and Contractions	112
Lesson 2.9 Prefixes	114
Lesson 2.10 Suffixes	118
Review: Prefixes and Suffixes	122





Table of Contents, continued

Lesson 2.11 Syllables 124

Review: Syllables 128

Chapter 3 Vocabulary

Lesson 3.1 Synonyms 130

Lesson 3.2 Antonyms 132

Review: Synonyms and Antonyms 134

Lesson 3.3 Homophones 136

Lesson 3.4 Multiple-Meaning Words 138

Lesson 3.5 Figures of Speech 140

Review: Homophones, Multiple-Meaning Words,
Figures of Speech 142

Chapter 4 Dictionary Skills

Lesson 4.1 Alphabetical Order 144

Lesson 4.2 Guide Words 146

Lesson 4.3 Entry Words 148

Review: ABC Order, Guide Words, and Entry Words . 150


Answer Key 152



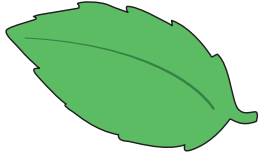
NAME _____

Lesson 1.1 Beginning Consonants

Look at the pictures below. On the line, write the first letter of the word that names each picture.




_____iger



_____eaf




_____ike



_____indow



_____urse



_____ear

Read the clues below. Circle the word that matches each clue.

1. I blow air to keep people cool in the summer. What am I?

can

fan

pan

2. I am fun to read. I can tell a great story. What am I?

book

hook

look

3. I live in oceans and lakes. Some people keep me as a pet. What am I?

dish

fish

wish

4. I am a sweet birthday treat. Don't forget to blow out my candles!

What am I?

rake

bake

cake

5. You will find me at the beach. I can be hot to walk on. What am I?

sand

hand

band

6. I come to your house every day. Sometimes, I travel a long way.

What am I?

mail

rail

sail


NAME _____

Lesson 1.1 Beginning Consonants

Look at the pictures below. Circle the letter that stands for the first sound you hear in each picture name.




m n b



b d t




s v z



p l h



v w r



f b h


Read each sentence below. Then, read the pair of words that follow. On the line, write the word that best completes each sentence.

1. Sam's family has three _____. (dogs, logs)
2. It is Sam's job to _____ them after school. (talk, walk)
3. Sometimes, he takes them to the _____. (park, dark)
4. They _____ to swim in the pond and bark at the squirrels. (dove, love)
5. When Sam whistles, his dogs know it is _____ to go home. (time, dime)
6. When they are _____, Sam gives each one a treat. (wood, good)


NAME _____

Lesson 1.2 Ending Consonants


Look at the pictures below. On the line, write the last letter of the word that names each picture.













Read each word below. Change the last letter of the word to make a new word. Write the new word on the line. It should rhyme with the three words below it.

1. car _____
pat flat sat

5. sat _____
tag bag flag

2. skim _____
trip rip sip

6. shot _____
hop drop cop

3. bus _____
rug shrug tug

7. hit _____
slid rid lid

4. web _____
forget set jet

8. cob _____
rot hot trot

NAME _____


Lesson 1.2 Ending Consonants

When a word ends in a double letter, say the letter's sound only once.


Read the sentences below. Some words are not complete. Add **ss**, **ll**, **ff**, or **zz** to form the word or words that best complete each sentence.

1. The Rileys' goats eat the gra_____ in their yard.
2. Mr. Riley calls them the "Three Billy Goats Gru_____."
3. Maggy Riley brought in one of the goats for show-and-te_____.
4. Her teacher thought the goat might sme_____ or make a me_____.
5. "He might sni_____ our stu_____," said Maggy. "But he won't make a me_____."
6. The goat tried to eat a piece of fu_____, a do_____, and a bow on a girl's dre_____.
7. "No more animals in cla_____" Maggy's teacher said.


Read each set of words. Circle the word that names each picture.



rat
rag
ran
rap



cut
cup
cub
cuff



pin
pill
pig
pit

NAME _____

Lesson 1.3 Hard and Soft **c** and **g**

The letter **c** can make a hard sound, as in *car* and *across*. When **c** is followed by **e**, **i**, or **y**, it can make a soft sound, as in *city* and *fancy*.

The letter **g** can also make a hard sound, as in *gas* and *ago*. When **g** is followed by **e**, **i**, or **y**, it can make a soft sound, as in *gentle* and *age*.

Read the pairs of words below. Write **HC** on the line if they have a hard **c** sound. Write **SC** if they have a soft **c** sound.

1. _____ contest cabin
2. _____ rice pencil
3. _____ dancing cent
4. _____ second creek
5. _____ price center
6. _____ crab cute

Read the pairs of words below. Write **HG** on the line if they have a hard **g** sound. Write **SG** if they have a soft **g** sound.

1. _____ giraffe orange
2. _____ goldfish garden
3. _____ gem village
4. _____ signal frog
5. _____ gate dragon
6. _____ germ judge

NAME _____

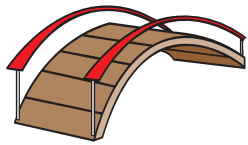


Lesson 1.3 Hard and Soft **c** and **g**

Read the grocery list below. Circle the words that have a hard **c** or **g** sound. Underline the words that have a soft **c** or **g** sound.

Grocery List

grapes	celery	flour
cereal	clams	ice cream
carrots	oranges	sugar
gingerbread	milk	sliced bread
apples	lettuce	eggs
turkey	peanut butter	cat food

Look at each pair of pictures. Draw a line to match the hard or soft sound to each picture.

soft **g**hard **g**hard **c**soft **c**hard **c**soft **g**soft **c**hard **g**

NAME _____

Lesson 1.3 Hard and Soft **c** and **g**

Read the paragraphs below. Look for words with the hard and soft **c** and **g** sounds. Then, write the words in the correct columns. You do not need to list the same word more than once. Hint: One word has both a hard and a soft **c** sound. List it in both columns.

Do you know anyone who collects marbles? Marbles are usually made of clay, glass, or plastic. Most marbles are about the size of a grape. There are a few huge marbles in museums. These giant marbles are about 12 feet tall!

People in many countries play games with marbles. In one game, the players draw a circle in the sand and place their marbles in the circle. They take turns using their marbles to push the other players' marbles out of the circle.

Some marbles are worth a lot of money. The price of a marble has to do with its color, age, and size. If you want to become a collector, join a club or read books to learn which ones are most valuable.

Hard **c**

Soft **c**

Hard **g**

Soft **g**

_____	_____	_____	_____
_____	_____	_____	_____
_____	_____	_____	_____



NAME _____

Lesson 1.3 Hard and Soft **c** and **g**

Read the clues below. On the line, write the word that matches each clue. Make sure that the word has the correct hard or soft **c** or **g** sound.

1. I live near ponds or creeks. I am green. I make a noise that sounds like *ribbit*. (hard **g**) _____

2. I come between first and third. I start with the letter **s**. (hard **c**) _____

3. I am a tool that is used for writing or drawing. I can be erased. I come in many colors. (soft **c**) _____

4. People use me when they bake sweet things. I can be brown or white. Some people sprinkle me on cereal or oatmeal. (hard **g**) _____

5. I am very cold. You can find me in the freezer. I am usually a cube. (soft **c**) _____

6. I live on a farm. I make milk. I make the sound *moo*. (hard **c**) _____

7. I am a bright color. I am also the name of a juicy fruit. I am the color of pumpkins. (soft **g**) _____

8. I come in a box. Lots of people eat me for breakfast. Usually, I am crunchy. (soft **c**) _____

NAME _____

Review Beginning and Ending Consonants

Look at each picture below. Say its name to yourself. Then, write the missing letter on the line.



ha _____



_____anana




_____angaroo



gra _____



_____ool



she _____

REVIEW: CHAPTER 1 LESSONS 1-3

Read each sentence below. Then, read the word beside it. Replace the bold letter to form a word that makes sense in the sentence. Write it on the line.

- The puffin is a bird that lives _____ the sea. (**f**ear)
- It has black and white feathers, but its _____ and legs are orange. (**b**ead)
- The puffin uses its strong _____ to help it swim underwater. (**r**ings)
- Puffins can _____ several fish in their bills at one time. (**c**old)
- These seabirds _____ live to be about 25 years old. (**c**ap)
- Puffins can fly very _____—about 50 miles per hour. (**l**ast)
- Some people think puffins _____ a little like penguins. (**b**ook)

NAME _____

Review Hard and Soft **c** and **g**

Say each word to yourself. If it has a hard sound (like *car* or *gas*), circle *hard*. If it has a soft sound, like *city* or *gentle*, circle *soft*.

- | | | | | | |
|------------------|------|------|------------------|------|------|
| 1. garden | hard | soft | 5. danger | hard | soft |
| 2. gym | hard | soft | 6. slice | hard | soft |
| 3. attic | hard | soft | 7. egg | hard | soft |
| 4. case | hard | soft | 8. edge | hard | soft |

Read each bold word below. Decide whether it has a hard or soft sound. Then, circle the word beside it that has the same sound.

- | | | | |
|-------------------|---------|--------|---------|
| 1. guppy | gem | goat | age |
| 2. contest | price | cuddle | decide |
| 3. cent | ceiling | card | carrot |
| 4. guitar | judge | geese | change |
| 5. general | give | began | edge |
| 6. across | coat | cent | prince |
| 7. dragon | huge | gust | Georgia |
| 8. face | traffic | cider | cry |
| 9. giant | dog | gown | gel |
| 10. claw | crisp | mice | bounce |