



Handwriting: Printing

Grades
K-2

**School
Success
Starts
Here!**

Uppercase
and Lowercase
Letters

Stroke
Formation

Words
and
Sentences



Name _____

A B C D E F G H I J K L M N O P Q R S T U V W X Y Z

Practice by tracing the letter. Then write the letter.



Blank handwriting lines for practicing the uppercase letter A. Each line set consists of a top blue line, a middle dashed pink line, and a bottom blue line.


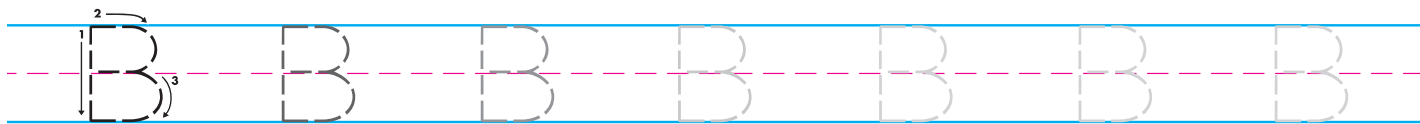


Blank handwriting lines for practicing the lowercase letter a. Each line set consists of a top blue line, a middle dashed pink line, and a bottom blue line.

Name _____

A B C D E F G H I J K L M N O P Q R S T U V W X Y Z


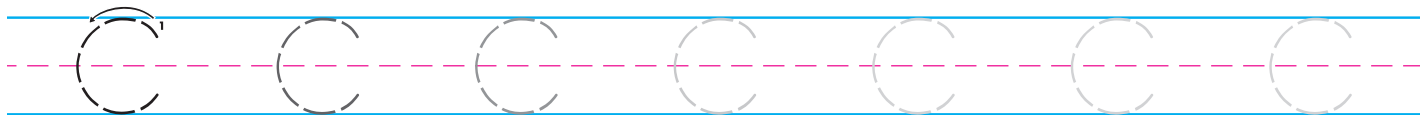
Practice by tracing the letter. Then write the letter.



Name _____

A B C D E F G H I J K L M N O P Q R S T U V W X Y Z

Practice by tracing the letter. Then write the letter.



Name _____

A B C D E F G H I J K L M N O P Q R S T U V W X Y Z

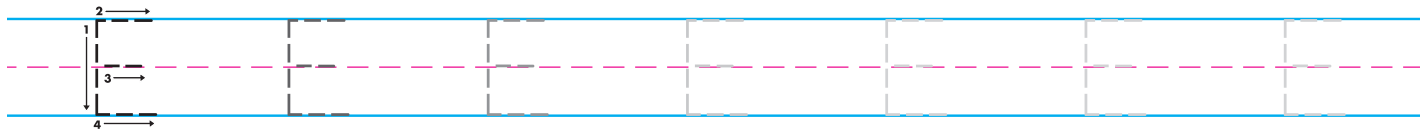
Practice by tracing the letter. Then write the letter.



Name _____

A B C D E F G H I J K L M N O P Q R S T U V W X Y Z

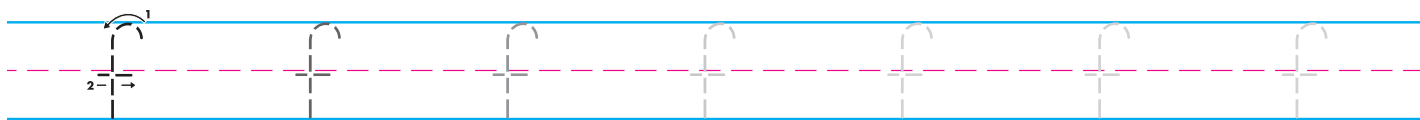
Practice by tracing the letter. Then write the letter.



Name _____

A B C D E F G H I J K L M N O P Q R S T U V W X Y Z

Practice by tracing the letter. Then write the letter.



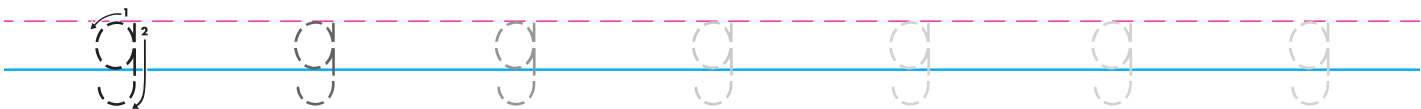
Name _____

A B C D E F G H I J K L M N O P Q R S T U V W X Y Z

Practice by tracing the letter. Then write the letter.



Blank handwriting lines for practicing uppercase letter G. Each line set consists of a top blue line, a middle dashed pink line, and a bottom blue line.




Blank handwriting lines for practicing lowercase letter g. Each line set consists of a top blue line, a middle dashed pink line, and a bottom blue line.

Name _____

A B C D E F G H I J K L M N O P Q R S T U V W X Y Z

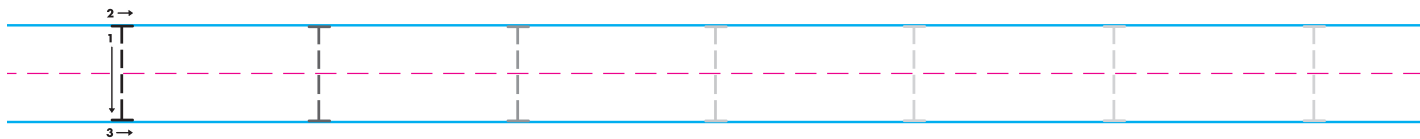
Practice by tracing the letter. Then write the letter.



Name _____

A B C D E F G H I J K L M N O P Q R S T U V W X Y Z

Practice by tracing the letter. Then write the letter.



Name _____

A B C D E F G H I J K L M N O P Q R S T U V W X Y Z

Practice by tracing the letter. Then write the letter.

