



Third Grade

BOUND

Grade
3



Leap into
third grade
with all you need
to succeed!

- Parts of Speech
- Prefixes and Suffixes
- Sequencing
- Multiplication and Division
- Perimeter and Area



Reading and Language Arts

As with every new school year, the work your child will encounter in third grade will be even more challenging. Your child will begin to branch out into more complex skill and subject areas. You can help your child prepare by helping him or her reinforce the major skill and subject areas he or she already knows. With this information fresh in your child's mind, he or she will be prepared to dive into new challenges.

A big change for your third grader this year will be that he or she is no longer "learning to read," but rather "reading to learn." Third graders start to use reading as a way to learn about other things. These comprehension skills become very important and will grow even more important as your child ages.

As you work through this book, encourage your child to complete as much of each activity as possible and offer guidance as needed. This will give your child the confidence he or she needs to succeed in third grade and beyond!

This Reading and Language Arts section will cover important skills your child needs to know, including:

- ABC Order
- Syllables
- Compound Words
- Vowel Sounds
- Nouns
- Verbs
- Adjectives
- Adverbs
- Subject and Predicate
- Capitalization and Punctuation
- Synonyms and Antonyms
- Homonyms
- Prefixes and Suffixes
- Similes
- Classifying
- Context Clues
- Critical Thinking
- Cause and Effect
- True and False
- Comprehension
- Drawing Conclusions
- Following Directions
- Main Idea
- Predicting Outcomes
- Fact or Opinion
- Sequencing
- Creative Writing

A World of Its Own

ABC Order

Connect the words in alphabetical order.

rough • museum • motor • measure • machine • neighbor • remember • question • number • lying • probably • submarine • choice • caught • after • able • lunch • coin • day • follow • down • float • light • telescope • loud • frown • hair • happen • heard • item • jaw • in • job • hook • know • laugh • jet • pavement

What's Your Name?

ABC Order

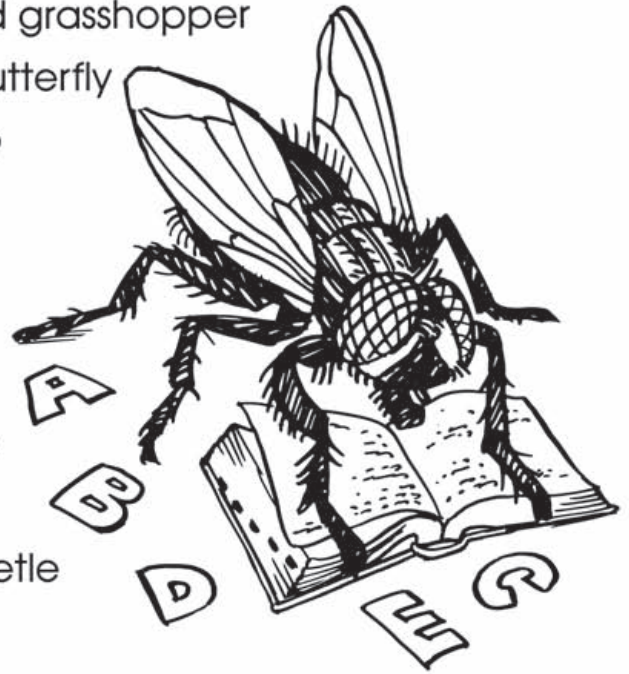
Column A lists general insect names while **Column B** gives more specific names for the same insects. Number the two columns in ABC order and then answer the questions below.

Column A

- ___ grasshopper
- ___ butterfly
- ___ wasp
- ___ flea
- ___ moth
- ___ fly
- ___ cricket
- ___ bee
- ___ ant
- ___ beetle

Column B

- ___ long-horned grasshopper
- ___ monarch butterfly
- ___ paper wasp
- ___ snow flea
- ___ silk moth
- ___ housefly
- ___ tree cricket
- ___ bumblebee
- ___ army ant
- ___ whirligig beetle

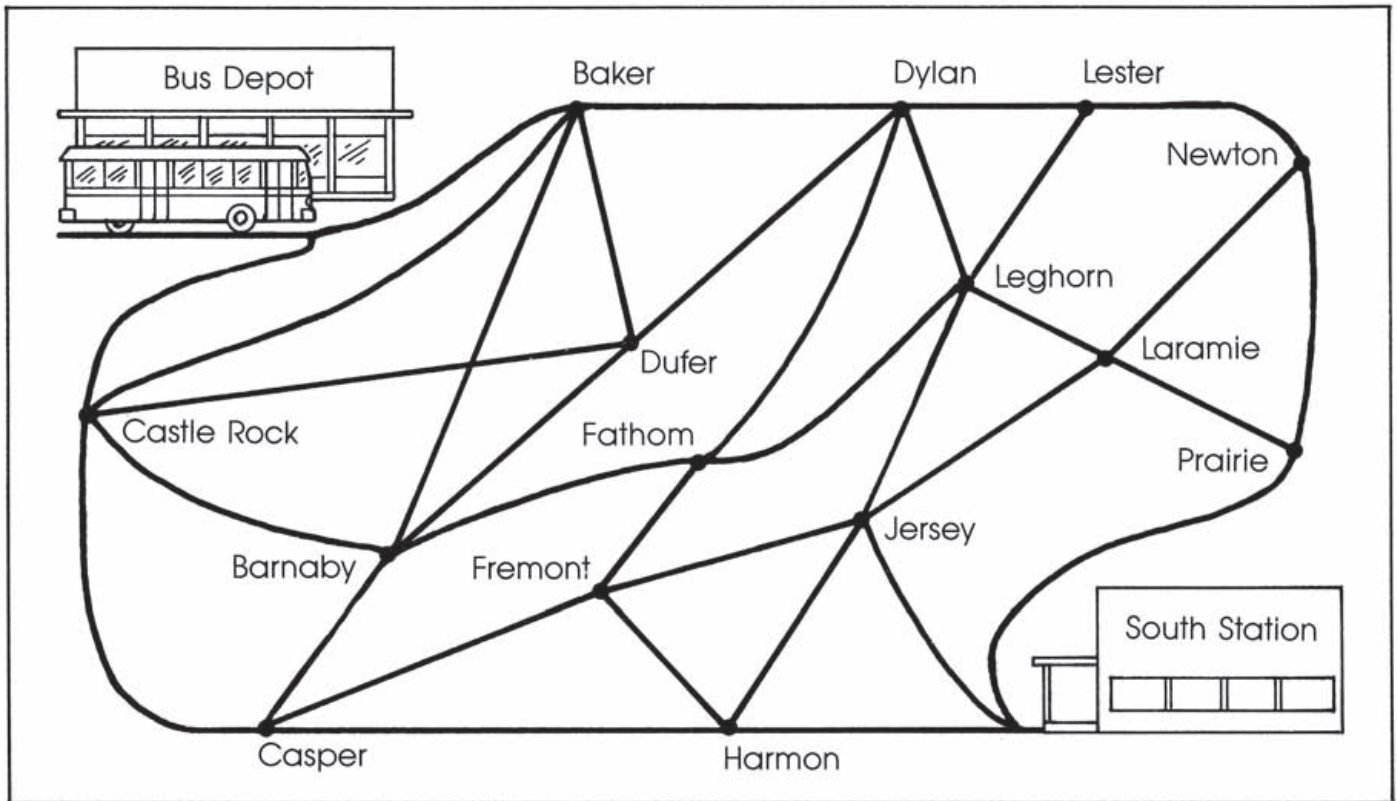


- Does the ABC order change when a more specific insect name is used? _____
- The insects whose order remained the same in both lists were _____ and _____.
- I find _____ (Column A, Column B) insect names more interesting because _____
_____.

The Bus Route

ABC Order

This map shows all the stops this bus makes on its route.



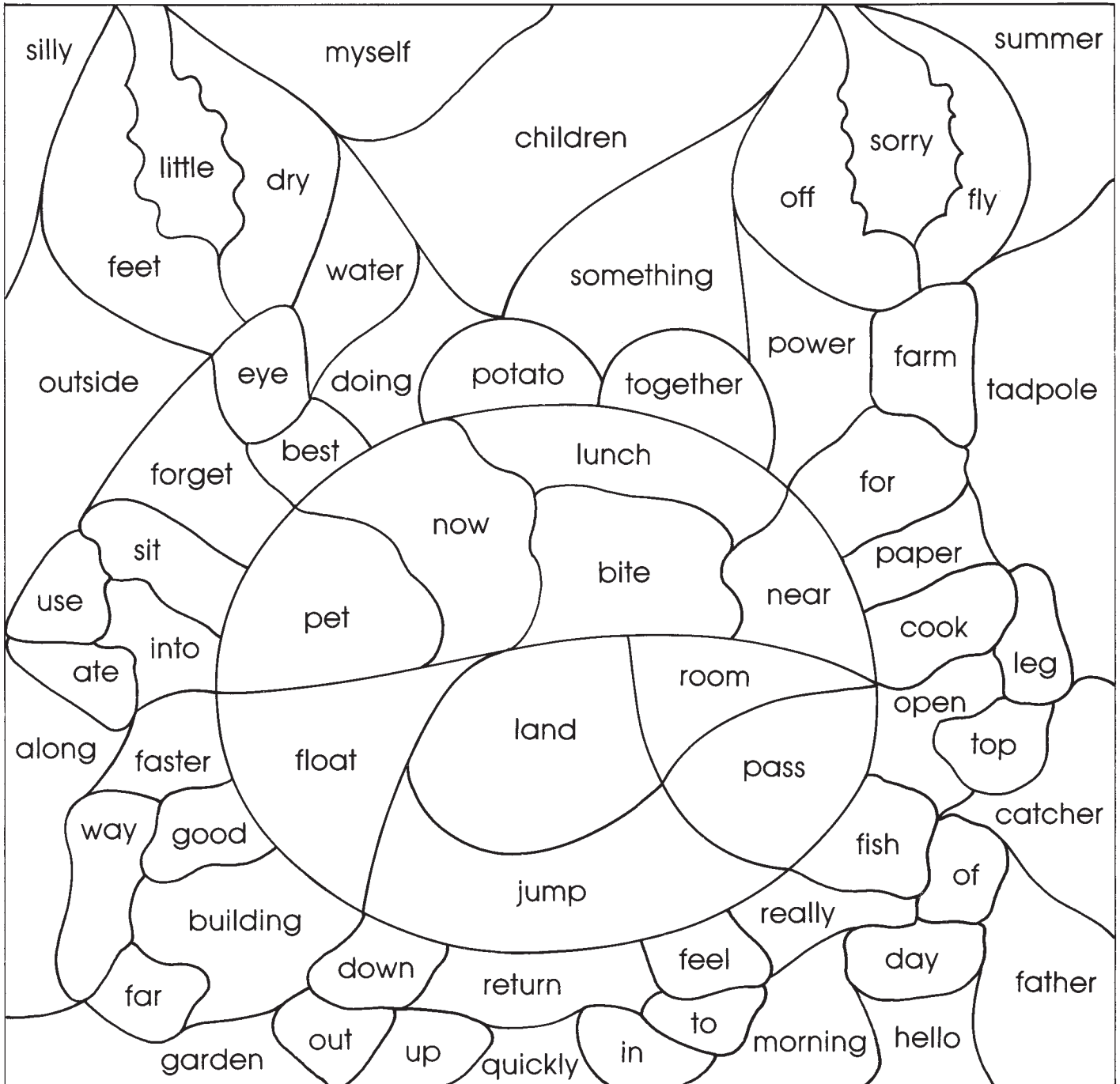
Write the names of the stops in alphabetical order to show the bus route.

- | | |
|----------|-----------|
| 1. _____ | 9. _____ |
| 2. _____ | 10. _____ |
| 3. _____ | 11. _____ |
| 4. _____ | 12. _____ |
| 5. _____ | 13. _____ |
| 6. _____ | 14. _____ |
| 7. _____ | 15. _____ |
| 8. _____ | |

- Use a crayon to connect the stops in the order of the bus route.

Ouch!**Syllables**

Color the space **orange** if the word has one syllable.
 Color the space **blue** if the word has two syllables.
 Color the space **black** if the word has three syllables.



What can make you say "ouch"? _____

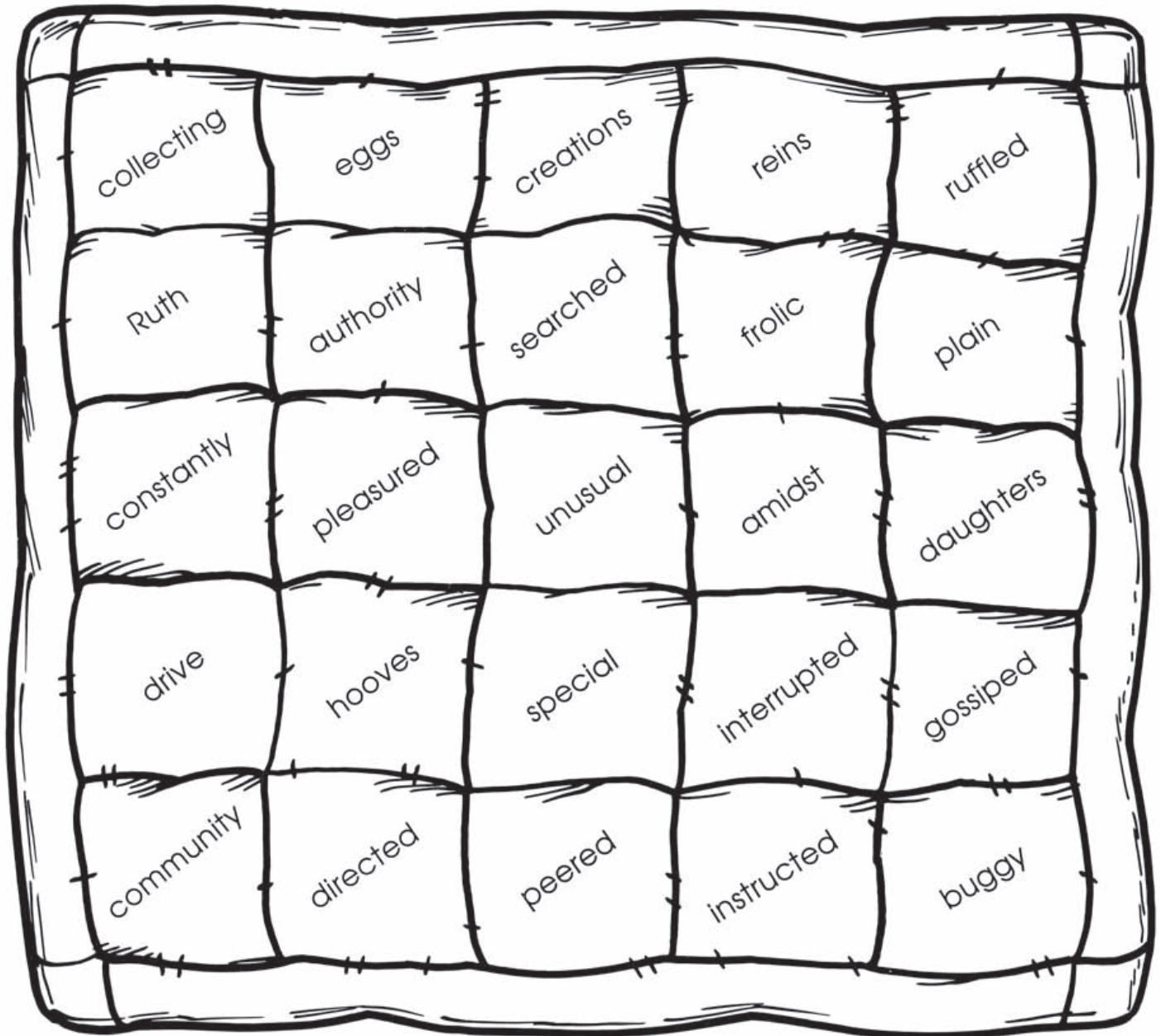
Quilting Bee

Syllables

Ruth and Naomi threaded the needles for the quilters. Follow the code to color the quilt squares.

1-syllable words = blue
2-syllable words = red


3-syllable words = green
4-syllable words = yellow



Together We Stand

Compound Words

Some insect names are compound words which are made up of two smaller words. Look at each picture and write each insect name. Some words in the Word Bank will be used more than once.



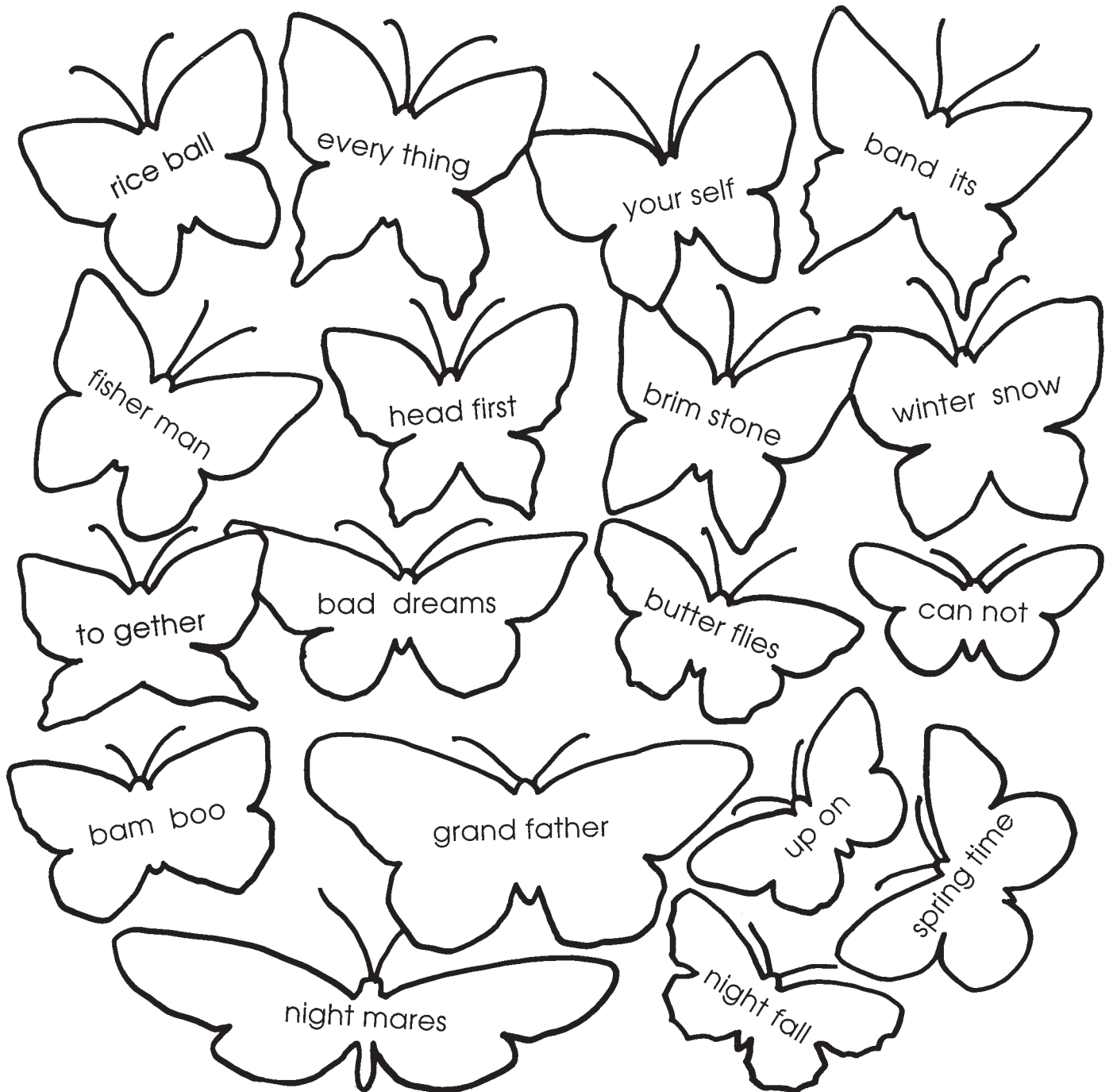
Word Bank

bug	worm	butter	honey
fly	bee	hopper	bed
grass	fish	fire	silver
house	lady	glow	dragon

Beautiful Butterflies

Compound Words

If the two words on a butterfly's pair of wings make a compound word, color the butterfly **yellow**. If they do not, put an **X** on the butterfly.




Lead or Follow?

Compound Words

Write a word that can be placed in front of the bold-faced word to form a compound word. Then write a word that can follow the bold-faced word to form a second compound word.

Example: back **door** knob



_____	to	_____
_____	tree	_____
_____	path	_____
_____	line	_____
_____	noon	_____
_____	button	_____
_____	room	_____
_____	body	_____
_____	side	_____
_____	house	_____

Word Bank

up	tow	out	hole	way
swingle	after	on	every	time
clothes	mate	lunch	top	belly
night	boat	doll	walk	guard

Phonics Fun

Vowel Sounds

Help Richard with his phonics by following these directions.

Circle the short **a** words in black.

Underline the short **i** words in pink.

Put a red box around the short **e** words.

Draw an olive green **X** over the short **o** words.

Draw a green line over the long **e** words.

Draw a wavy gray line over the long **a** words.

Put a white **X** over the long **i** words.

Draw a gold circle around the long **o** words.

Beast

Drake

plane

Holly

Hansel

kids

Kettle

teacher

Noah

Matthew

banner

Mancina

stage

best

Richard

wished

liar

smell

smile

top

Gretel

fig

piece

Polk

class

stop

