

SPECTRUM[®]

Sight Words

K



Focused Practice for Sight Word Mastery

- Based on Fry's Instant Sight Words
- Fluency, reading, and writing practice
- Cloze sentences
- Sight word sentence strips
- Sight word flash cards
- Answer key



Target words: the, I, like

Directions: Write the missing word in each sentence.

I the like


1. _____ want to play.



2. Do you _____ dogs?




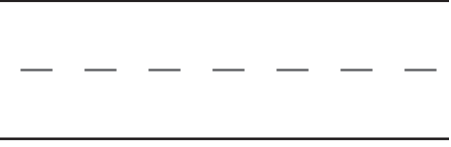
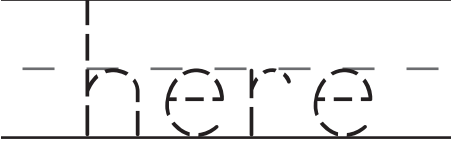
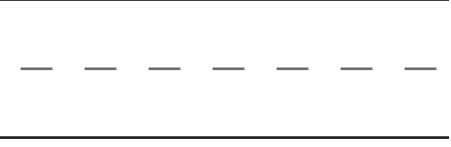
3. Where is _____ cat?



Directions: Find and circle the word **like**. It can go → or ↓.

How many did you circle? _____

Target words: to, here

Directions: Say each word as you trace it. Then, write each word on the line.




Directions: Say each word as you write each sentence.

I like to play ball.


Throw the ball here.

Target words: to, here

Directions: Draw a railroad track to connect the words that rhyme.

to	cheer	
here	shoe	

Directions: Look for the words **to** and **here** in each track. Circle them each time you see them.



Target words: the, I, like, to, here

Directions: Help the frog cross the pond. Find these words and draw a line from each lily pad.

the I like to here

here

is

look

to

like

my


then

on

I

the

it



Target words: is, a, and


Directions: Write the missing word in each sentence.

is a and



1. This _____ a monkey.



2. This is _____ cat.



3. Here is a cat _____ a fish.




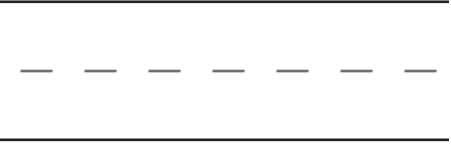



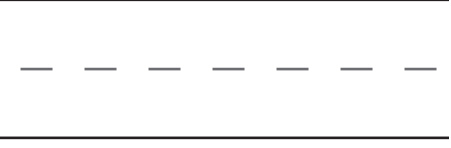
Directions: Find and circle the word **and**. It can go → or ↓.

a	n	d	e	b	r
i	t	a	n	d	e
k	l	a	n	e	x
e	z	n	a	n	b
m	o	d	a	d	c

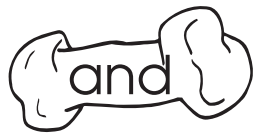
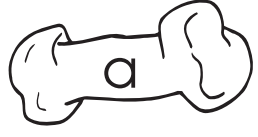

How many did you circle? _____


Target words: is, a, and

Directions: Say each word as you trace it. Then, write each word on the line.

Directions: Draw lines to connect the words that match. Then, draw a dog bone by your favorite word.

	a
	as
	and
	is



Target words: see, we

Directions: Write the missing word in each sentence.

see we



1. Do you _____ the monkey?

2. _____ can _____ the monkey.

3. I can _____ him swing.

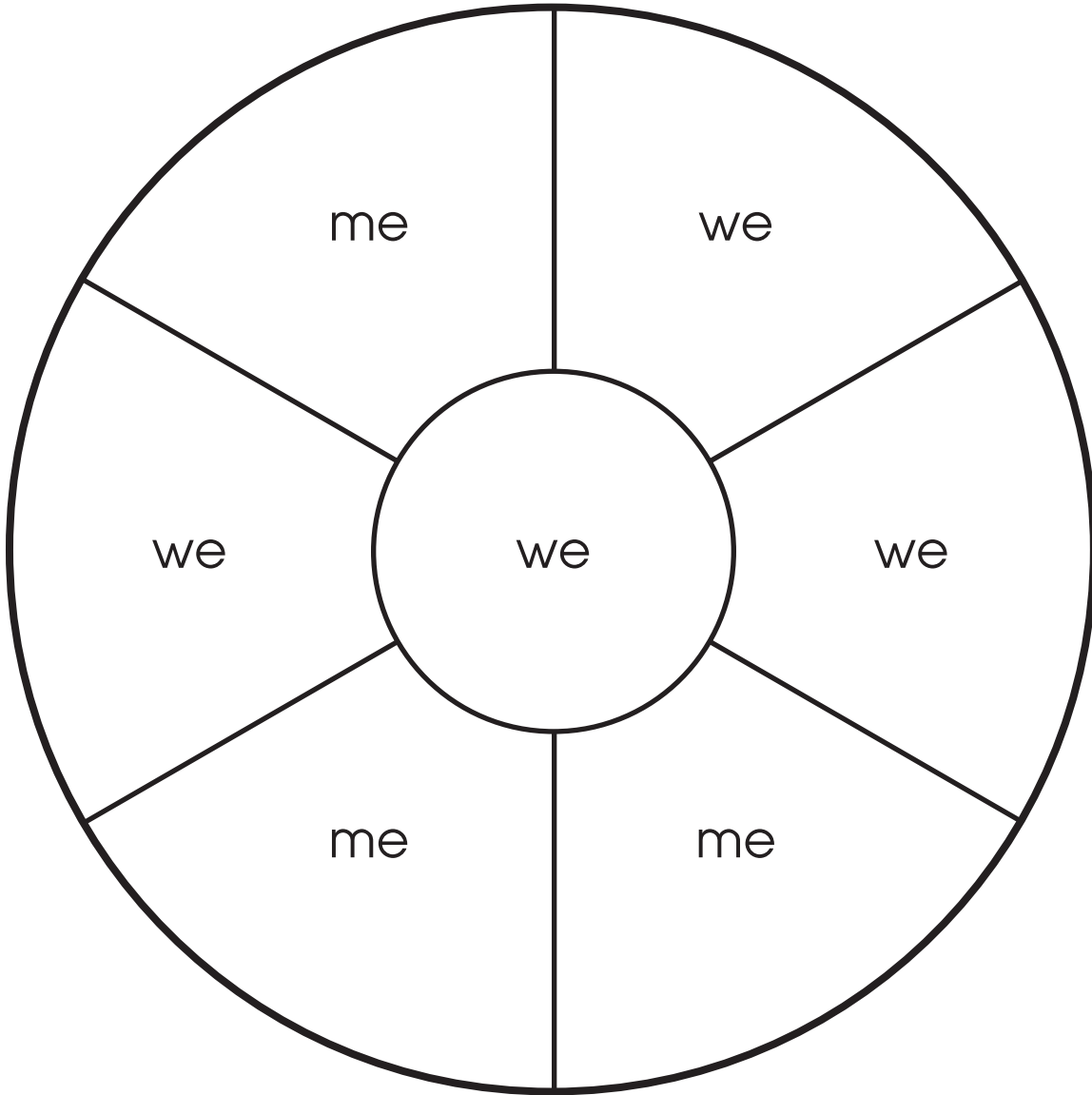
Directions: Find and circle the word **see**. It can go → or ↓.

m	e	k	e	s	r
o	t	s	e	e	t
q	l	i	k	e	x
e	s	e	e	p	v
s	o	e	a	d	c

How many did you circle? _____

Target words: we


Directions: Color the spaces that have the same word as the one in the middle of the circle.



How many spaces did you color? _____

Target words: is, a, and, see, we

Directions: Find and circle the words **is**, **a**, **and**, **see**, and **we**. Words can go → or ↓.



Directions: Write the missing word in each sentence.

1. I see _____ cat.

2. I see a cat _____ a bee.


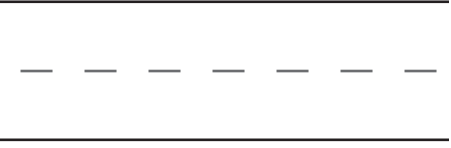



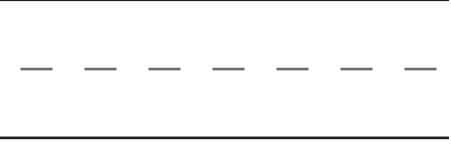
3. The cat can _____ a bee.

4. The cat _____ happy.


5. _____ like the cat.

Target words: have, us, our

Directions: Say each word as you trace it. Then, write each word on the line.

Directions: Draw lines to connect the words that match. Then, draw a teddy bear face by your favorite words.

	<p>is</p> <p>us</p> <p>has</p> <p>your</p> <p>have</p> <p>our</p>
