

SPECTRUM[®]


Phonics

K



Focused Practice for Phonics Mastery

- Letter recognition
- Consonants
- Short vowel sounds
- ABC order
- Answer key



Index of Skills

Phonics Grade K

Numerals indicate the exercise pages on which these skills appear.

Auditory Skills

Associate sounds with letters—12, 13, 15, 16, 18, 19, 21, 22, 24, 25, 26, 28, 29, 30, 32, 33, 35, 36, 38, 39, 41, 42, 44, 45, 46, 48, 49, 51, 52, 54, 55, 57, 58, 59, 61, 62, 63, 65, 66, 68, 69, 71, 72, 74, 75, 76, 78, 79, 80, 82, 83, 85, 86, 88, 89, 91, 92, 94, 95, 96, 97, 98, 99, 104, 105, 106, 107, 108

Discriminate initial sounds—12, 15, 16, 18, 19, 21, 22, 24, 26, 28, 29, 30, 32, 33, 35, 36, 38, 41, 42, 44, 45, 46, 48, 49, 51, 52, 54, 55, 57, 59, 61, 62, 63, 65, 66, 68, 69, 71, 72, 74, 75, 76, 78, 80, 82, 83, 85, 86, 91, 92, 94, 95, 96, 97, 98, 99, 104, 105

Discriminate final sounds—88, 89, 96, 106, 107

Discriminate medial vowel sounds—13, 25, 26, 39, 58, 59, 79, 80, 108

Following directions—all activities

Recognize rhyming words—13, 25, 39, 58, 79

Visual Skills

Discriminate letters—11, 14, 17, 20, 23, 27, 31, 34, 37, 40, 43, 46, 47, 50, 53, 56, 60, 63, 64, 67, 70, 73, 76, 77, 81, 84, 87, 90, 93, 96, 100, 101, 102, 103, 108, 109

Discriminate pictures—9, 10

Motor Skills

Coordinate eye-hand movements—6, 7, 8, 30, 46, 63, 76, 96

Trace and/or write letters—12, 15, 16, 18, 19, 21, 22, 24, 28, 29, 32, 33, 35, 36, 38, 41, 42, 44, 45, 48, 49, 51, 52, 54, 55, 57, 61, 62, 65, 66, 68, 69, 71, 72, 74, 75, 78, 80, 82, 83, 85, 86, 88, 88, 91, 92, 94, 95, 97, 98, 109, 110

Oral Language and Vocabulary Skills

Identify objects—12, 13, 15, 16, 18, 19, 21, 22, 24, 25, 26, 28, 29, 30, 32, 33, 35, 36, 38, 39, 41, 42, 44, 45, 46, 48, 49, 51, 52, 54, 55, 57, 58, 59, 61, 62, 63, 65, 66, 68, 69, 71, 72, 74, 75, 76, 78, 79, 80, 82, 83, 85, 86, 88, 89, 91, 92, 94, 95, 96, 97, 98, 99, 104, 105, 106, 107, 108

Letters and Sounds

a—11, 12, 13, 26, 99, 101, 108, 109, 110

b—14, 15, 16, 30, 97, 98, 100, 104, 109, 110

c—17, 18, 19, 30, 101, 103, 109, 110

d—20, 21, 22, 30, 98, 101, 109, 110

e—23, 24, 25, 26, 99, 108, 109, 110

f—27, 28, 29, 30, 101, 102, 104, 109, 110

g—31, 32, 33, 46, 98, 100, 106, 109, 110

h—34, 35, 36, 46, 104, 109, 110

i—37, 38, 39, 59, 99, 102, 108, 109, 110

j—40, 41, 42, 46, 97, 100, 102, 109, 110

k—43, 44, 45, 46, 97, 101, 103, 107, 109, 110

l—47, 48, 49, 63, 106, 109, 110

m—50, 51, 52, 63, 100, 102, 109, 110

n—53, 54, 55, 63, 105, 109, 110

o—56, 57, 58, 59, 99, 102, 108, 109, 110

p—60, 61, 62, 63, 98, 102, 107, 109, 110

q—64, 65, 66, 76, 97, 101, 105, 109, 110

r—69, 70, 71, 76, 97, 98, 100, 104, 106, 109, 110

s—70, 71, 72, 76, 97, 98, 101, 102, 107, 109, 110

t—73, 74, 75, 76, 97, 98, 100, 103, 107, 109, 110

u—77, 78, 79, 80, 99, 103, 108, 109, 110

v—81, 82, 83, 96, 97, 103, 106, 109, 110

w—84, 85, 86, 96, 100, 103, 105, 109, 110

x—87, 88, 89, 96, 109, 110

y—90, 91, 92, 96, 98, 103, 109, 110

z—93, 94, 95, 96, 97, 105, 109, 110

Short Vowels

a—12, 13, 26, 99, 108

e—24, 25, 26, 99, 108

i—38, 39, 59, 99, 108


o—57, 58, 59, 99, 108

u—78, 79, 80, 99, 108

Name _____

Tracing and Coloring


Directions: Trace the dotted lines to finish the picture. Then, color the picture.



Name _____

Tracing and Coloring



Directions: Trace the dotted lines to finish the picture. Then, color the picture.



Name _____

Left to Right



Directions: Trace each dotted line from left to right.



Name _____

Same



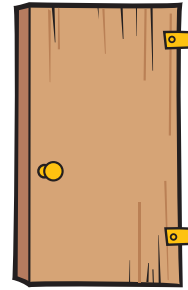
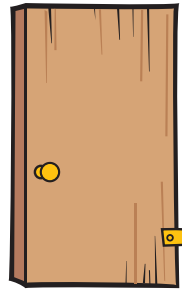
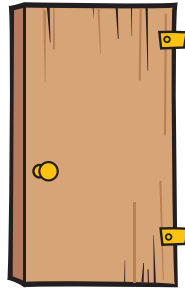
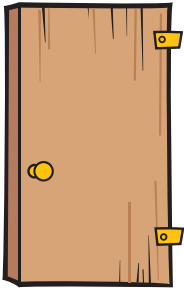




Directions: Circle the two pictures in each row that are the same.



Name _____

Different

Directions: Draw an **X** through the picture that is different in each row.



Name _____

Letter Aa

Directions: Circle the letters that are the same in each row.

Aa



apple

A

A

H

A

V

a


e

a


o

a

Directions: Circle the letter **a** in each word.



ant



apple




hat

Name _____

The Sound of Short a






Directions: Trace and write the letters **A** and **a**.



apple



Directions: Say the name of each picture. Circle each picture whose name begins with the same sound you hear at the beginning of **apple**.



Name _____





The Sound of Short a

Aa




hat

Directions: Say the name of each picture. Circle each picture whose name has the same middle sound you hear in the middle of **hat**.



Directions: Circle the picture whose name rhymes with _____.



Name _____

Letter Bb

Directions: Circle the letters that are the same in each row.

Bb



B

L

B

M

B

b

b

f


b

t

Directions: Circle the letter **b** in each word.



bib



banana



web