



CD-404073

JUMPSTARTERS

for

Figurative Language

**GRADES
4-8+**

**SHORT DAILY WARM-UPS
FOR THE CLASSROOM**

SYMBOLISM

IMAGERY

HYPERBOLE

ALLUSION

SIMILE

BY JANE HEITMAN

MARK TWAIN MEDIA/CARSON-DELLOSA PUBLISHING COMPANY, INC.

About the Author

Jane Heitman, a former English teacher and librarian, currently manages the interlibrary loan unit at Mesa State College. She has worked in the education field for over 25 years. She has published curriculum, activities, poetry, and two books for children, teachers, and librarians. Originally from South Dakota, Heitman lives in Grand Junction, Colorado, where she volunteers in the children's center at the public library.

Jumpstarters for Figurative Language

Short Daily Warm-ups for the Classroom

By
JANE HEITMAN

COPYRIGHT © 2007 Mark Twain Media, Inc.

ISBN 978-1-58037-723-2

Printing No. 404073-EB

Mark Twain Media, Inc., Publishers
Distributed by Carson-Dellosa Publishing Company, Inc.

The purchase of this book entitles the buyer to reproduce the student pages for classroom use only. Other permissions may be obtained by writing Mark Twain Media, Inc., Publishers.

All rights reserved. Printed in the United States of America.





Table of Contents



Introduction to the Teacher 1

Imagery 2

Simile..... 6

Metaphor 10

Adage 14

Idiom..... 18

Cliché..... 22

Personification 26


Allusion 29


Symbolism 32

Hyperbole 35


Synecdoche..... 39

Answer Keys 42





Introduction to the Teacher



Jumpstart students' use and understanding of figurative language with the activities in this book. These activities can be used as an introduction to figurative language concepts or as reinforcement and review. They can help students isolate and identify figurative language techniques in literature and give them practice for their own writing. Students may use their jumpstarters to begin a new piece of writing, to edit a piece already written, or to generate ideas later. They will practice using contextual clues to complete some of the activities.


Activities include multiple choice, fill-in-the-blank, concept application, and creative responses. Some activities may require the teacher's help in finding library or Internet resources where students can find answers. The activities explain and illustrate each of the 11 types of figurative language included and offer students an opportunity to play with language.

The activities can be used in any order, at any time, and require simple classroom materials and access to a library. Paper, pencil or pen, construction paper, poster board or card stock, and a photocopy of the reproducible are all students need to get started. To assess their work, you may use student self-check, extra credit, or a point system.


To use the pages, reproduce them and cut along the lines to provide students with mini-lessons. You can also reproduce pages and distribute them whole for students to keep in a folder or binder. Pages may also be kept in a learning center for students to work on as enrichment activities.

Jumpstart your students with figurative language and help them learn about, explore, and enjoy the richness of the English language.





Figurative Language Warm-ups: Imagery




Name/Date _____

IMAGERY 1

Imagery (IM-uj-ree) uses words to paint a picture in the reader's mind.

On your own paper, write a description of this scene, painting a picture with words.



Name/Date _____

IMAGERY 2

Imagery describes sights to paint a word picture. Underline the imagery in this paragraph:

A blue pottery bowl sat on the kitchen counter. The bowl held yellow bananas with black-flecked skin, large red apples, and pale green pears.

Name/Date _____

IMAGERY 3

Imagery describes sounds to interest readers. Write 5 sound words here.



Name/Date _____

IMAGERY 4

Imagery describes smells to help the reader enter the scene. Imagine you are at a carnival. Write 5 things you smell.




Name/Date _____


IMAGERY 5

Imagery describes tastes to interest readers. Write 5 taste words here.






Figurative Language Warm-ups: Imagery



Name/Date _____

IMAGERY 6

Choose your favorite food. On your own paper, use imagery to describe the food to someone who has never seen it.



Name/Date _____

IMAGERY 7

Imagery describes how things feel so readers can imagine the experience. Draw lines between the words that describe a feeling and the thing they describe.

scratchy
nubby
silky
rough
soft

wool sweater
angora fur
pillow
carpet
sandpaper

Name/Date _____

IMAGERY 8

Underline the words in the paragraph below that describe the five senses: sight, sound, smell, taste, and touch.

I opened one eye when my alarm clock buzzed. My room was still dark, but I could smell coffee. When the scent of sizzling bacon hit my nose, my mouth watered and my stomach growled. I knew Mom would cook it until it was crunchy, just the way I like it. My feet met the cold, hard floor as I got out of bed. I threw on my soft, red sweatshirt and jeans and headed for breakfast.



Name/Date _____

IMAGERY 9

Look at your pen or pencil. Write one word or phrase about it for each of the five senses.

Sight: _____
Sound: _____
Smell: _____
Taste: _____
Touch: _____




Name/Date _____

IMAGERY 10

How does each of the following feel when you touch it? Write a touch word for each.

sidewalk _____
grass _____
ice cream _____
water _____
tree trunk _____



**Figurative Language Warm-ups:
Imagery**

Name/Date _____

IMAGERY 11

Imagery uses specific words to paint an accurate picture. For example, using *Irish Setter* instead of *dog* tells the reader what kind of dog. Write a specific word for the general ones below.

- cereal _____
- flower _____
- person _____
- shoes _____
- music _____

Name/Date _____

IMAGERY 12

Circle the words that are specific.

- ocean
- cottonwood
- sport
- basketball
- movie



Name/Date _____

IMAGERY 13

Fill in each blank with a specific word. A general hint is given.

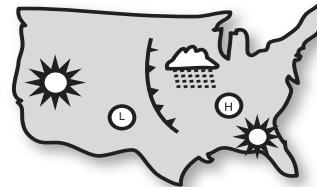


The (boy) _____ visited the (mountains) _____ with his (family) _____. They caught (fish) _____ in the (creek) _____ and cooked them for (a meal) _____.

Name/Date _____

IMAGERY 14


On your own paper, describe today's weather. Remember to use imagery and as many of the five senses (sight, sound, smell, taste, touch) as you can.




Name/Date _____


IMAGERY 15

Imagery uses details to make something stand out. Write the unique detail about each mug beneath it.





Figurative Language Warm-ups: Imagery



Name/Date _____

IMAGERY 16

Circle the words that describe taste.

spicy	hard	blue
sweet	peppery	sour
noisy	bland	blunt
fruity	itchy	cloudy




Name/Date _____

IMAGERY 17

Circle the words that describe textures (touch).

red	smooth
rough	spicy
hard	lemony
sharp	large
shiny	crusty



Name/Date _____


IMAGERY 18

Onomatopoeia (ON-uh-MAH-tuh-PEE-uh) means “a word that sounds like what it is.” Two examples are *buzz* and *zoom*. Think of three more and write them below.

1. _____
2. _____
3. _____

Buzz

Buzz



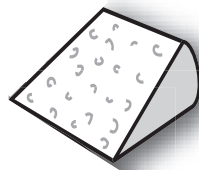
Buzz

Name/Date _____

IMAGERY 19

Circle the words that describe sounds.


cry	dirt
fell	brown
bark	thud
tap	clomp
cheese	clap



Name/Date _____

IMAGERY 20

Use your own paper. With imagery, write sentences that describe a slice of pizza to someone who cannot see.



**Figurative Language Warm-ups:
Simile**

Name/Date _____

SIMILE 1

A **simile** (SIM-uh-lee) compares two unlike things using the words *like* or *as*.
What two things are being compared in this sentence?



The girl laughed like a hyena.

Name/Date _____

SIMILE 2

Underline the sentence below that is a simile.

Love is a rose.

Love is like a rose.



Name/Date _____

SIMILE 3

Finish this sentence with a simile.

Going to the dentist is like _____

Name/Date _____

SIMILE 4

What do these similes mean?

March comes in like a lion and
goes out like a lamb.




Name/Date _____


SIMILE 5

Write your own simile by filling in the blank.

_____ as the wind.



Figurative Language Warm-ups: Simile



Name/Date _____

SIMILE 6

Draw lines connecting the phrases below so they create appropriate similes.

- | | |
|--|---------------------------|
| 1. The opera star sang | like sardines. |
| 2. Seven people in the compact car were packed | like a three-ring circus. |
| 3. The preschool children were so wild, the room was | like a nightingale. |



Name/Date _____

SIMILE 7

Circle the phrase that best completes the sentence.

A sunny day is like:



- a snowman.
- a song.
- a good lunch.

Name/Date _____

SIMILE 9

Write your own simile by completing the sentence.


_____ smells like

a wet dog.

Name/Date _____

SIMILE 8

Write your own simile by completing the sentence.



A rainy day is like _____

Name/Date _____


SIMILE 10

Underline the sentence below that contains a simile.


My dog smells like gym socks.

My dog smells his dinner.





Figurative Language Warm-ups: Simile



Name/Date _____

SIMILE 11

Write three similes using the word *like*.

Name/Date _____

SIMILE 12

Write three similes using the word *as*.

Name/Date _____

SIMILE 13

Imagine you must explain “sky” to someone who has never seen it. Write a short description on these lines. Begin with the words, “The sky is like...”



Name/Date _____

SIMILE 14

Complete the following sentence:

The movie was as boring as _____




Name/Date _____

SIMILE 15


Complete the following sentence:

_____ was as thrilling as a roller coaster.





Figurative Language Warm-ups: Simile



Name/Date _____

SIMILE 16

Many similes use animal comparisons. Draw lines to connect the trait to the animal.

- | | |
|--------------|---------|
| 1. Sly as | a lamb |
| 2. Quiet as | an owl |
| 3. Gentle as | a fox |
| 4. Wise as | a mouse |



Name/Date _____

SIMILE 17

Use at least two of the words below to create an appropriate simile. Write it below.

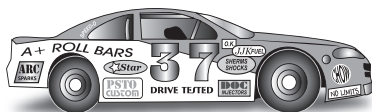
jeans happiness heart snail
flower pizza peace ring

Name/Date _____

SIMILE 19

How is the following simile true? Write your answer on your own paper. Think of as many ways as you can.

A race car is like an athlete.



Name/Date _____

SIMILE 18

Complete the following sentence.



My pet dinosaur is like _____

because _____

Name/Date _____

SIMILE 20

Underline the simile below.

A rainbow is a prism.

A rainbow is like a box of crayons.



**Figurative Language Warm-ups:
Metaphor**

Name/Date _____

METAPHOR 1

A **metaphor** (MET-uh-for) compares two unlike things directly, without using *like* or *as*.

Underline the sentence below that is a metaphor.

Love is a rose.

Love is like a rose.



Name/Date _____

METAPHOR 2

What does the following metaphor mean? Put a check next to the correct answer.

My grandfather is a turtle.



_____ My grandfather has a hard shell.

_____ My grandfather is green.

_____ My grandfather is slow.

Name/Date _____

METAPHOR 3

Shakespeare wrote, "Shall I compare thee to a summer's day?" (Sonnet 18)

Write a metaphor below that compares someone to a summer day.

Name/Date _____

METAPHOR 4

What two things are being compared, and what does the comparison mean? Write your answer below.


I can't go to the movie tonight. I'm under an avalanche of homework.

Name/Date _____


METAPHOR 5

Carl Sandburg wrote, "The fog comes on little cat feet." In what ways is fog like a cat? Write your answer below. Ask your teacher to help you find the rest of Sandburg's poem, "Fog."





Figurative Language Warm-ups: Answer Keys

**IMAGERY 1 (p. 2)**

Answers will vary.

IMAGERY 2 (p. 2)

Underline: blue, pottery, yellow, black-flecked, large, red, pale, green.

IMAGERY 3–6 (p. 2–3)

Answers will vary.

IMAGERY 7 (p. 3)

scratchy	_____	wool sweater
nubby	_____	angora fur
silky	_____	pillow
rough	_____	carpet
soft	_____	sandpaper

IMAGERY 8 (p. 3)

buzzed, dark, smell, scent, sizzling, mouth watered, stomach growled, crunchy, cold, hard, soft, red

IMAGERY 9–11 (p. 3–4)

Answers will vary.

IMAGERY 12 (p. 4)

basketball, cottonwood

IMAGERY 13–14 (p. 4)

Answers will vary.

IMAGERY 15 (p. 4)

The first mug has a flower design. The second mug has a chip on the rim. The third mug has a checked design.

IMAGERY 16 (p. 5)

spicy, sweet, peppery, sour, bland, fruity

IMAGERY 17 (p. 5)

smooth, rough, hard, sharp, crusty

IMAGERY 18 (p. 5)

Answers will vary.

IMAGERY 19 (p. 5)

cry, bark, thud, tap, clomp, clap

IMAGERY 20 (p. 5)

Answers will vary.

SIMILE 1 (p. 6)

A girl is being compared to a hyena.

SIMILE 2 (p. 6)

Love is like a rose.

SIMILE 3 (p. 6)

Answers will vary.

SIMILE 4 (p. 6)

Answers will vary, but should be something about March beginning with fierce weather and ending with mild weather.

SIMILE 5 (p. 6)

Answers will vary.

SIMILE 6 (p. 7)

1. The opera star sang like a nightingale.
2. Seven people in the compact car were packed like sardines.
3. The preschool children were so wild, the room was like a three-ring circus.

SIMILE 7 (p. 7)

a song.

SIMILE 8–9 (p. 7)

Answers will vary.

SIMILE 10 (p. 7)

My dog smells like gym socks.

SIMILE 11–15 (p. 8)

Answers will vary.

SIMILE 16 (p. 9)

1. Sly as a fox
2. Quiet as a mouse
3. Gentle as a lamb
4. Wise as an owl

SIMILE 17–19 (p. 9)

Answers will vary.

SIMILE 20 (p. 9)

A rainbow is like a box of crayons.

METAPHOR 1 (p. 10)

Love is a rose.