
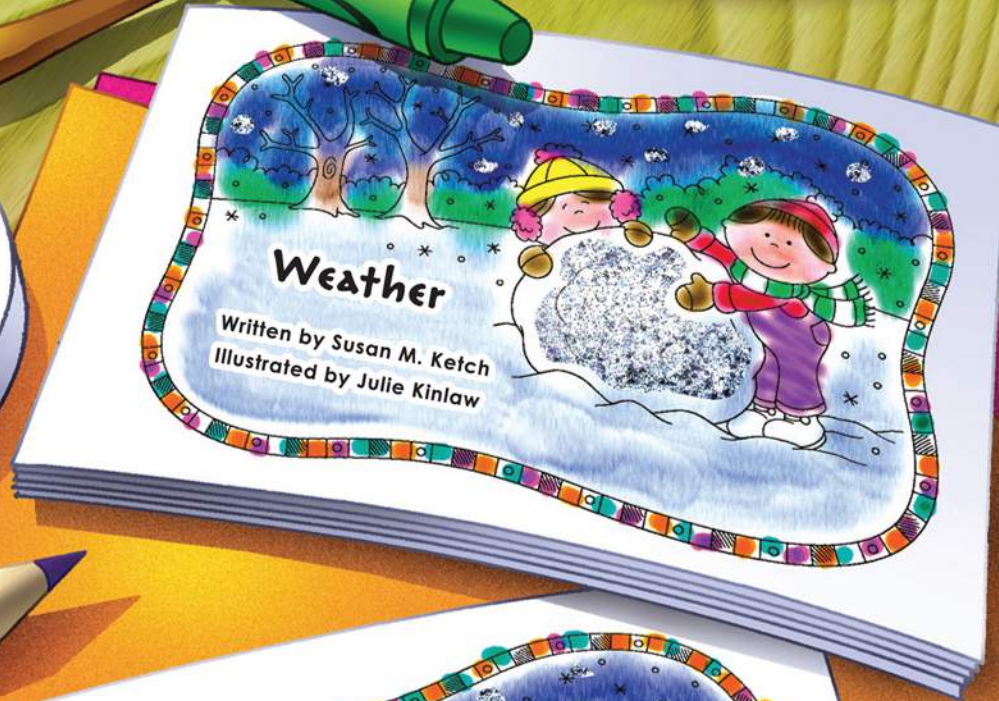


# Little Stories for Little Readers

Beginning Reproducible Books in English and Spanish

¡Cuentos reproducibles  
en inglés y español!



## Includes:

- 12 simple stories for beginning readers
- Reproducible, easy-to-color art
- Activities for each story
- Translation notes
- Instructions for how to use stories



# Let's Eat Ice Cream!

Susan M. Ketch

Level 3

Number of English Words: 33

Number of Spanish Words: 37



## Pre-Reading Activities

**Book Introduction:** Tell students that the family in this book likes to eat ice cream.

**Discussion Suggestions:** Ask, "Do you like to eat ice cream? What is your favorite flavor? What are the favorite flavors of other people in your family?"

**Picture Walk:** Point out the ice cream parlor (heladería) and ask if students have a special place to get ice cream in their neighborhoods. Let students decide, based on the pictures, what kinds of ice cream they think the family members in the story choose. Ask students to describe what the different kinds of ice cream they name look like.

### Word Work:

Punctuation—Point out and name quotation marks, exclamation points, and commas. Structure—Point out that "Oh yes!" said \_\_\_\_." and "¡Sí, qué rico!" are recurring patterns.

## Post-Reading Questions

1. Who got ice cream in the story?
2. Did each person get the same kind of ice cream?
3. How do you know the family likes ice cream?

## Extension Activities

1. Provide letter manipulatives for *w*, *e*, *h*, *m*, and *b*. Make the word *we*. Then, change the first letter to an *m*. Ask, "What is the new word you have made? Can you change the first letter again and make a new word?"
2. Tell students, "Think about the kinds of foods you like to eat. List or draw your favorite foods on a piece of paper to make a menu."
3. Ask each child to tell you her favorite ice cream flavor. Make a graph. Which is the most popular flavor?


## Related Literature


- *Benny Bakes a Cake* by Eve Rice (Greenwillow, 1993)
- *Let's Find Out about Ice Cream* by Mary Ebeltoft Reid (Scholastic, 1997)
- *Wemberly's Ice Cream Star* by Kevin Henkes (HarperFestival, 2003)

## Translation Notes

*¡Qué rico!* means "How delicious!" *Rico* can also mean *rich* or *wealthy*.


Note the difference between the words used for *Mom*, *Dad*, *Grandmother*, and *Grandfather*, and the words *Mamá*, *Papá*, *Abuelito*, and *Abuelita*.








**“Oh, yes!” said Martin.**



**“Oh, yes!” said Grandmother.**





**¡Qué rico  
helado!**

Escrito por Susan M. Ketch  
Ilustrado por Julie Kinlaw



**¡Vamos a comer helado! —dijo Papá.**





**¡Sí, qué rico! —dijo Mamá.**




**¡Sí, qué rico! —dijo Rosita.**






**¡Sí, qué rico! —dijo Martincito.**



**¡Sí, qué rico! —dijo Abuelita.**



**¡Sí, qué rico! —dijo Abuelito.**



**¡A todos nos gusta comer helado!**