




Boho Birds & Birdhouses

Bulletin Board

RESOURCE GUIDE



Putting It Together

- Laminate the Boho Birds & Birdhouses Bulletin Board for durability.
- Display the Boho Birds & Birdhouses Bulletin Board on a wall or a bulletin board.
- Refer to the diagram above for a picture of the Boho Birds & Birdhouses Bulletin Board.

Title Ideas

Something to Tweet About
Flying In to Help Out!
Our "Tern" to Learn
Soaring Success
Word Birds
Birdhouse Rock

Activities by Subject

Language Arts

Bird Word Sort Reinforce students' knowledge of long and short vowel sounds with a bird word sort. Display the birdhouse pockets in two rows on a bulletin board. Label one birdhouse pocket for each long and short vowel [*a, e, i, o, u*]. Write words that contain the vowel sounds on the bird accents. Distribute the accents to the class. Have each student read his word aloud and then place his accent in the correct birdhouse pocket. Discuss the answers as a class. To extend the activity, provide students with copies of the bird pattern (page 4). Ask them to write more long and short vowel words to add to the sort.

Parts of Speech Create a fun, interactive display to reinforce students' understanding of the parts of speech. Label the birdhouse pockets with different parts of speech such as *nouns, verbs, and adjectives*. Display the pockets on a bulletin board. Write several examples of each part of speech on bird accents or copies of the bird pattern (page 4). Distribute the accents or the patterns to the class. Have each student read her word aloud and then place her accent or pattern in the correct birdhouse pocket. Discuss the answers as a class. Add more birdhouse pockets as your students learn the different parts of speech.

Writing Process Tracker Use the Boho Birds & Birdhouses Bulletin Board to track where students are in the writing process. Label five birdhouse pockets with the different steps of the writing process such as *Prewriting, Drafting, Editing, Proofreading, and Publishing*. Write each student's name on a bird accent. As students progress through the writing process, have them move their bird accents to the different birdhouse pockets to show what steps they are working on.

Math

Missing Number Birds Practice pre-algebra skills with this activity. Use sentence strips to make equation cards (for example, $__ + __ = __$ or $__ - __ = __$). Display them above the birdhouse pockets. Laminate the bird accents.

Write the numbers from an equation on three bird accents. Display two of the numbers on the equation card so that one number is missing. Place the missing number in the corresponding birdhouse pocket. For example, show $3 + __ = 8$ on the equation card and place a 5 in the birdhouse pocket. Place two more bird accents in the pocket with incorrect answers such as 4 and 6. Repeat with each equation card. Ask a student to choose a birdhouse pocket and read the equation card aloud. Ask him to determine which bird accent in the tree pocket will correctly solve the equation. Provide counters for students to check their answers.

Math Game Show Use the Boho Birds & Birdhouses Bulletin Board to review math concepts in a game show format. Display the birdhouse pockets on a bulletin board. Write the names of math concepts, such as *time, money, addition, subtraction, multiplication, division, fractions, word problems, and algebra*, on the birdhouse pockets. Write point value amounts, such as *100, 200, 300, 400, and 500*, on the front of the bird accents. On the back of each bird accent, for each math concept, write corresponding questions that increase in difficulty. Place the bird accents with questions in the corresponding birdhouses. Divide students into small groups. Choose one group to go first and choose which category and point value amount they would like to try to answer. Choose the appropriate accent and ask the question. Allow groups to "buzz in" to answer the question. Have a scorekeeper keep track of how many points each group earns and loses. The group with the most points at the end wins. To extend the activity, create a second round using bird patterns (page 4) and more challenging questions for each category.

Counting Coins Build students' counting skills with this money math center. Label the birdhouse pockets, 10 snack-size resealable plastic bags, and 10 bird accents with the numbers *1 to 10*. Display the birdhouse pockets on a bulletin board. Place various coins in each

Activities by Subject

plastic bag. Use paper clips or clothespins to attach the bags to the corresponding birdhouse pockets. Write the total amount in each bag on the back of the corresponding bird accent. Place each bird in the corresponding birdhouse pocket. Let students count each bag of coins and record their answers on numbered sheets of paper. Students can check their answers by pulling the birds out of each birdhouse pocket. Change the center each week to challenge students.

Science

States of Matter Introduce students to the states of matter with this sorting activity. Label four birdhouse pockets *Solid*, *Liquid*, *Gas*, and *Unsure*. Display the birdhouse pockets on a bulletin board. Write examples of solids, liquids, and gases on the bird accents. Read each accent aloud to the class. Ask students to decide which birdhouse pockets each accent should go in. At the end of the lesson, review the sorting to see if any changes should be made. To extend the activity, provide students with copies of the bird pattern (page 4). Ask them to write more objects to add to the sorting activity.

Food Group Sort Enhance a nutrition lesson with this sorting activity. Label six birdhouse pockets *Fruits*, *Vegetables*, *Grains*, *Protein*, *Dairy*, and *Oils*. Display the birdhouse pockets on a bulletin board. Write examples of foods from each food group on the bird accents. Distribute accents to students and invite them to the bulletin board to sort the foods by placing the bird accents in the appropriate birdhouse pockets. After all of the students have finished, remove the accents from each pocket and review their choices as a class. Discuss any foods that may be placed incorrectly. To extend the activity, provide students with leaf patterns (page 4). Have students write different foods that would fit into the six different food groups.

Social Studies

Get Out and Vote! Use the Boho Birds & Birdhouses Bulletin Board to help students learn about voting. Choose items that students may vote on such as what game to play at recess. Write the names of the games on the birdhouse pockets. Write each student's name on a bird accent. Have each student vote for his favorite game by placing his bird accent in the pocket of the game that he would like to play. Count the number of bird accents in each pocket to determine the game that students will play at recess.

Mapping Birds Map bird habitats with the Boho Birds & Birdhouses Bulletin Board. Display a large world map in the center of a bulletin board. Use pushpins to show where specific birds live. Label the birdhouse pockets with the names of the continents. Make several copies of the bird pattern (page 4). Write the names of the birds that can be found on each continent and place them in the correct pockets.

Display Ideas

Job Assignment Display the Boho Birds & Birdhouses Bulletin Board on a wall or a bulletin board. Write the names of classroom jobs on the birdhouse pockets. Write students' names on bird accents. When you assign a student a job, place her bird in the correct birdhouse pocket. When a student does not have a job, place his bird to the side of a blank birdhouse pocket.

What's Next? Use the Boho Birds & Birdhouses Bulletin Board to help avoid interruptions when working with small groups. Display the birdhouse pockets on a bulletin board. Write independent student activities on the bird accents. For example, *Choose a puzzle and work on it at your desk*. Place the bird accents in the birdhouse pockets. Explain to students that if they finish an assignment early, they should each choose a bird from a birdhouse pocket and complete the activity shown.

Leaf, Bird, and Award Patterns

